

**SAN BERNARDINO VALLEY
WATER CONSERVATION DISTRICT
BOARD OF DIRECTORS**

**REGULAR BOARD MEETING
AGENDA**

August 7, 2013 – 1:30 p.m.

Location--1630 West Redlands Boulevard, Suite A, Redlands, California

Note: Copies of staff reports and other documents relating to the items on this agenda are on file at the District office and are available for public review during normal District business hours. New information relating to agenda topics listed, received, or generated by the District after the posting of this agenda, but before the meeting, will be made available upon request at the District office and in the Agenda Package on the Districts website.

**CALL TO ORDER
PLEDGE OF ALLEGIANCE
ROLL CALL**

1. PUBLIC PARTICIPATION

Members of the public may address the Board of Directors on any item that is within the jurisdiction of the Board; however, no action may be taken on any item not appearing on the agenda unless the action is otherwise authorized by Subdivision (b) Section 54954.2 of the Government Code.

2. ADDITIONS/DELETIONS TO AGENDA

Section 54954.2 provides that a legislative body may take action on items of business not appearing on the posted agenda under the following conditions: (1) an emergency situation exists, as defined in Section 54956.5; (2) a need to take immediate action and the need for action came to the attention of the District subsequent to the agenda being posted; and (3) the item was posted for a prior meeting occurring not more than five calendar days prior to the date action is taken on the item, and at the prior meeting the item was continued to the meeting at which action is being taken.

3. CONSENT CALENDAR

A. Approval of Board Minutes, July 10, 2013	4
B. Approval of Check Detail Report, July 2013	12
C. Groundwater Assessment Report, GWA #40.....	20

It is the intention of the San Bernardino Valley Water Conservation District to comply with the Americans with Disabilities Act (ADA) in all respects. If you need special assistance with respect to the agenda or other written materials forwarded to the members of the Board for consideration at the public meeting, or if as an attendee or a participant at this meeting you will need special assistance, the District will attempt to accommodate you in every reasonable manner. Please contact Athena Medina at (909) 793-2503 at least 48 hours prior to the meeting to inform her of your particular needs and to determine if accommodation is feasible. Please advise us at that time if you will need accommodations to attend or participate in meetings on a regular basis.

4. ACTION ITEMS

- A. UNAUDITED FINANCIALS, JULY 2013 (M#1188)..... 30
Recommendation: Review, discuss and approve the unaudited financials for July 2013

- B. PHONE SYSTEM SERVICE CHANGES (M#1189)..... 53
Presenter: *Athena Medina*
Recommendation: Review current services, options and cost savings to District by switching from current Digital Subscriber Line to Fiber Optic Service.

- C. UNITED STRATEGIES (USI) UPDATE ON POTENTIAL SALE OF 22 ACRES (M#1190)..... 57
Presenter: *Daniel Cozad*
Recommendation: Receive and file report provided by Bruce Cash of USI pertaining to potential sale of 22 acres of property located in the upper Santa Ana River Canyon.

- D. WASH PLAN TASK FORCE AGREEMENT AMENDMENT AND BUDGET APPROVAL (M#1191)..... 58
Presenter: *Daniel Cozad*
Recommendation: Review and consider approval of the Task Force Agreement and Budget allocation as recommended by the Wash Plan Task Force.

- E. GREENSPOT ROAD AND SANTA ANA BRIDGE PIPELINE CELL (M#1192)..... 71
Presenter: *Daniel Cozad*
Recommendation: Consider City of Highland’s recommendation for approach based on federal funding and post construction use and provide direction to Staff on cell in bridge over the Santa Ana River.

- F. ACWA REGION 9 BOARD ELECTION FOR 2014-2015 (M#1193)..... 73
Presenter: *Daniel Cozad*
Recommendation: Vote for the slate or individual recommended on ballot included in package for ACWA Region 9 Board for the term of 2014-2015.

5. INFORMATION ITEMS:

- A. General Manager’s Report 75
- B. Monthly Recharge Report 77
- C. Future Agenda Items & Staff Task requests from Directors

6. MONTHLY BOARD MEMBER COMMITTEE ACTIVITY REPORTS, AND/OR COMMENTS BY BOARD MEMBERS

- A. California Special District's Association meeting attendance Request for Approval 78
 - Director Aranda, Cost Estimate \$2,316.97
- B. Expense Reimbursement Approval for Check Signing
 - Vice President McDonald, \$197.00

7. UPCOMING MEETINGS:

- 1. August 8, 2013 Upper Santa Ana Water Resources Association, 9:30 a.m. at District Office
- 2. August 14, 2013 ACWA Regulatory Summit, Oxnard
- 3. August 16, 2013 ACWA State Legislative Committee Meeting, 10:00 a.m. in Sacramento
- 4. August 20, 2013 San Bernardino Valley Municipal Water District, 2:30 p.m. at Valley District
- 5. August 22, 2013 Western-San Bernardino Watermaster Collaborative Meeting, 1:30 p.m. at Valley District
- 6. August 23, 2013 San Bernardino County Water Conference 8:00 a.m.-12:00 p.m. at the Ontario Doubletree Hotel
- 7. September 16-19, 2013 California Special Districts Association Annual Conference, Monterey Marriott Hotel
(Board Approval Required)
- 8. December 3-6, 2013 ACWA 2013 Fall Conference, held at JW Marriott LA Live in Los Angeles
(Board Approval Required)

9. **ADJOURN MEETING.** The next regular Board meeting will be on September 11, 2013 at 1:30 p.m., at District Headquarters, 1630 W. Redlands Blvd., Redlands, CA.

SAN BERNARDINO VALLEY WATER CONSERVATION DISTRICT
BOARD OF DIRECTORS

MINUTES OF July 10, 2013
1:30 P.M.

President Corneille called the Board Meeting of the Board of Directors to order at 1:30 p.m. All present stood for the pledge of allegiance, led by President Corneille.

ROLL CALL:

BOARD MEMBERS PRESENT:

Richard Corneille, President
Melody McDonald, Vice President
Bob Glaubig, Director
David E. Raley, Director
Manuel Aranda, Director
John Longville, Director (1:34 p.m. arrival)
Clare Henry Day, Director

BOARD MEMBERS ABSENT:

None

GENERAL COUNSEL PRESENT:

David Cosgrove, Rutan & Tucker, LLP

STAFF PRESENT:

Daniel Cozad, General Manager
Jeff Beehler, Land Resource Manager
Athena Medina, Administrative Services Specialist

GUESTS PRESENT:

Charles Roberts, Highland Community News
Don Lee, Tetra Tech

1. PUBLIC PARTICIPATION

This item was taken out of order.

President Corneille announced this as the time for any persons present, who so desire, to make an oral presentation to the Board of Directors. Hearing none, the meeting continued with published agenda items.

2. ADDITIONS/DELETIONS TO AGENDA

There were no additions/deletions to the agenda.

3. CONSENT CALENDAR

President Corneille requested that the Board Minutes be pulled from the consent calendar for discussion.

A. Approval of the Board Minutes from June 12, 2013

President Corneille indicated a correction to be made on page 4 of the minutes.

It was moved by Director Aranda and seconded by Vice President McDonald to approve the Board Minutes with correction noted to page 4. The motion carried 6-0, with Director Day abstaining due to his absence from the meeting.

B. Approval of Check Register, June 2013

It was moved by Vice President McDonald and seconded by Director Aranda to approve the Consent Calendar, Item B. The motion carried 7-0.

4. ACTION ITEMS

A. UNAUDITED FINANCIALS, JUNE 2013

Daniel Cozad, General Manager, reviewed this item beginning on package page 15. He noted that under 4040 Miscellaneous Income, there is \$328,000 more than reported in May because the District received payment for the East Branch Extension Easement Agreement from DWR. The District ended FY 12-13 with the Groundwater Enterprise Revenue at \$810,000; which includes groundwater assessments, spreading agreement reimbursement and the SBVMWD

agreement payment. These numbers are subject to change once accruals are entered. The District was primarily under budget for expenses. In response to a question by President Corneille, Daniel indicated the District received payment for the Exchange Plan, but it was accrued to the prior year.

It was moved by Director Aranda and seconded by Vice President McDonald to approve the Unaudited Financials for June 2013. The motion carried unanimously.

B. ACWA CALL FOR CANDIDATES

Vice President McDonald presented this item for discussion. Resolution No. 498 included in the package is in support of John Coleman for President of the Association of California Water Agencies (ACWA) Board. Vice President McDonald reviewed his qualifications briefly.

It was moved by Vice President McDonald and seconded by Director Longville to approve Resolution No. 498 in support of John Coleman for ACWA President. The motion carried unanimously.

C. CSDA 2013 BOARD ELECTION

The Board discussed the nomination of Kathy Tiegs for California Special District's Association (CSDA) Regional Board member and ACWA Vice President simultaneously. Director Aranda indicated that he is in support of her for ACWA Vice President as previously passed by resolution, but does not support candidates running for two simultaneous positions. Vice President McDonald said that in talking to Ms. Tiegs, she would resign her position on the CSDA Board if she was elected Vice President of ACWA.

It was moved by Vice President McDonald and seconded by Director Longville to approve the vote for Kathy Tiegs for the CSDA Regional Board. The motion carried 6-1 with Director Aranda in opposition.

D. IERCD MOU & OUTREACH PROGRAM UPDATE

Mr. Cozad gave a brief overview of the agreement, referring to package page 29. He indicated that the Inland Empire Resource Conservation District

(IERCD) still has one more outreach program to perform and that will satisfy the previous contract. Mr. Cozad stated that the District is looking to continue working with IERCD and Staff will participate in an additional ten outreach programs as included in the approved FY 13-14 Outreach Budget.

Additionally, Mr. Cozad indicated that Staff would like the District to enter into a Memorandum of Understanding (MOU) with IERCD as they have offered to assist the District, as needed. President Corneille asked if the MOU would constitute a contract. David Cosgrove, Legal Counsel, confirmed that it would and can also be considered an umbrella or cooperative master agreement. He indicated any new projects with IERCD may reference the MOU terms. Director Aranda asked if the expenses for activities associated with the MOU would be drawn from the Outreach Budget. Mr. Cozad stated that there are funds in a holding account 6007 Inter District Costs and the expenses would be drawn from there. He confirmed that when funds are utilized from this account under this MOU the Board will be made aware. President Corneille requested to receive notification once the MOU is ready to be presented to the IERCD Board, so he may attend the meeting. Vice President McDonald asked if the projects and programs that stem from the MOU will be brought before the Board for approval. Mr. Cozad stated the purpose of this agreement is to be able to move forward with programs and projects that are small without the requirement of Board approval; however, the Board will be notified. It does not contract away any authority of the Board or District.

It was moved by Vice President McDonald and seconded by Director Aranda to support and approve the MOU with IERCD supporting any non-substantive changes. The motion carried unanimously.

E. ACCESS PERMIT WITH SAN BERNARDINO VALLEY MUNICIPAL WATER DISTRICT FOR ROCK STORAGE

Mr. Cozad presented this item for discussion. He indicated that standard access permits are not typically brought before the Board, however since this item includes non-standard terms approval is needed. The two primary differences are: 1. The amount of material being stored and 2. The 18 month storage duration term. The rock storage is to be provided in the Borrow Pit for the aggregate materials removed from both the construction of Crafton Hills Reservoir Expansion and the East Branch Extension II headed up by San Bernardino Valley Municipal Water District (SBVMWD). SBVMWD is working with United States Corps of Engineers (COE) and the COE is estimating the City Creek project will begin in 18 months. The stored rock quantity is estimated to range from 60,000 to 150,000 tons. There is some potential need for the term of the agreement to be extended, but that will be determined. Package page 41 shows a map of current storage and activities within the Borrow Pit.

Mr. Cosgrove has reviewed and approved the changes to the standard access permit. He indicated that SBVMWD is self-insured which seems to be acceptable to the District. Brief discussion ensued. Mr. Cozad indicated that the District would waive charges to SBVMWD for the storage.

It was moved by Vice President McDonald and seconded by Director Aranda to approve the Access Permit for rock storage in the Borrow Pit. The motion carried unanimously.

F. GREENSPOT ROAD AND SANTA ANA BRIDGE PIPELINE CELL

Mr. Cozad presented this item for discussion, indicating that in 2008-2009 the District requested a space or cell inside the bridge be reserved for future use. He stated that previously the cell was held at no cost to the District, but the City of Highland is now requesting that the District provide funding for minimum construction to access the cell. The minimum costs for construction is \$24,500, a second option for pipeline construction is \$83,200 and third option for the largest pipe possible is \$105,000 as indicated on package page 49. The District has not identified a specific potential use for the cell.

President Corneille stated that the Resources Committee envisioned the cell would be used to route a pipe for the Harmony Development to discharge water into the District's spreading basins or for replacement of the Redlands tunnel pipeline. He recommended that the District should pay the minimum cost to reserve the cell for future use to be identified later rather than pay the pipeline costs of \$83,200 to \$105,000 now. Mr. Cozad stated that it would be beneficial to reserve the cell and it may be sold later, if no District use is found. Discussion ensued.

It was moved by President Corneille and seconded by Vice President McDonald to approve the purchase of the minimum infrastructure for future installation in cell at a cost of \$24,500. The motion carried unanimously.

5. INFORMATION ITEMS

A. GENERAL MANAGER'S REPORT

The written General Manager's Report, prepared by Mr. Cozad, is presented on package page 51. Mr. Cozad indicated the District is receiving the lowest outflow

from the Santa Ana River, currently 10 CFS. Additionally, Staff has submitted all LAFCO required documents for the reinstatement of the sphere of influence. The District has been assigned an application number and will advise the Board as the status changes/updates. On package page 56, there is an update on District Priorities which Mr. Cozad reviewed. An update on the potential sale of the 22 acres was requested to be provided by Bruce Cash of USI for this agenda; the update should be available for the next board meeting.

B. WASH PLAN STATUS UPDATE

Mr. Cozad presented a PowerPoint presentation on the status and progress of the Wash Plan. Ms. Medina passed out two handouts: a map of covered activities and a Draft Covered Activities Footprint summary. Mr. Cozad stated there will be a Task Force meeting held on July 16th here at the District office. He stated that Staff is working on updating the covered activities map, preparing those descriptions, and working with United States Fish & Wildlife Services (USFWS) to identify costs. Jeff Beehler, Land Resources Manager, is working on updating the covered activities maps and the requirements related to them. Mr. Cozad indicated that some of the partners are unable to take the Wash Plan Agreement Amendment back to their boards for approval because they are dark in July.

He continued his review of covered activities and identified an area where the San Bernardino County would like to add conservation lands and potentially an easement. They have a levee which requires maintenance and would want credit for other maintenance activities. Mr. Cozad noted the inclusion of the District's diversion and maintenance activities on the covered activities map. Mr. Cozad noted the City of Highland's need to obtain mitigation credit for their already completed "S" Curve Project. Discussion ensued regarding covered activities map. Mr. Cozad reviewed the proposed trails. He noted that the trails cannot be activated until trail plans are clearly laid out and specific requirements are met. Brief discussion ensued pertaining to trails.

Mr. Cozad reviewed the current covered activities footprint with the percentages noted as:

- Mining and Associated Activities, 42%
- Water Conservation, 41%
- Miscellaneous, 15%
- Flood Control, 2%
- Transportation, less than 1%

- Wells and Tanks, less than 1%

Mr. Cozad also reviewed the HCP/EIR completion costs, HCP implementation costs, and land dedication and/or fees. The next step is to seek direction from the Task Force as to whether or not they need more information before approving the budget and amendment to the Task Force Agreement and move forward with the project. The Board would likely need to review this item either at the August or September Board meeting and make a decision on proceeding.

C. MONTHLY RECHARGE REPORT

The written report is included in the package on page 55. There was no discussion.

D. FUTURE AGENDA ITEMS & STAFF TASK REQUEST FROM DIRECTORS

There was no discussion on this item.

6. MONTHLY BOARD MEMBER COMMITTEE ACTIVITY REPORTS, AND/OR COMMENTS BY BOARD MEMBERS

President Corneille, Directors Day, Longville, and Aranda made no report.

Vice President McDonald attended Special District's Dinner at the Magic Lamp in Rancho Cucamonga where Best, Best and Krieger made a presentation on CEQA legislation. She also attended SBVMWD's Board meeting and the ACWA State Legislative Committee meeting.

Director Raley attended the Western-San Bernardino Watermaster meeting.

Director Glaubig attended the Wash Plan Trails Subcommittee. The items discussed were presented by Staff earlier in this meeting.

President Corneille requested approval to attend the ACWA Regulatory Summit in Oxnard on August 14th at an estimated cost of \$810.55 as itemized on package page 56. He will also be attending the ACWA Groundwater Committee meeting on August 13th, which is held at the same location as the Summit the afternoon before the Summit

It was moved by Director Longville and seconded by Vice President McDonald to approve President Corneille's request to attend the ACWA Regulatory Summit. The motion carried unanimously.

Director Aranda requested approval to attend the ACWA Regulatory Summit as well at the same cost as President Corneille.

It was moved by Vice President McDonald and seconded by Director Glaubig to approve Director Aranda's request to attend the ACWA Regulatory Summit. The motion carried unanimously.

7. UPCOMING MEETINGS

President Corneille noted that the Advisory Commission Meeting is July 11th and that the Ad Hoc Audit Committee meeting is to be held on July 19th. Mr. Cozad requested that a date be selected for the Ad Hoc Sphere of Influence Committee meeting. It was set for July 19th at 11:00 a.m.

8. ADJOURN MEETING

It was moved by Director Aranda and seconded by Vice President McDonald to adjourn to the next scheduled meeting. The motion carried unanimously.

At 3:44 p.m. the meeting adjourned to the next regular Board Meeting scheduled for August 7, 2013 at 1:30 p.m. at District Headquarters, 1630 W. Redlands Blvd., Redlands, CA.

Daniel B. Cozad
General Manager

10:13 AM

08/02/13

San Bernardino Valley Water Conservation District
Check Detail
July 2013

Type	Num	Date	Name	Account	Paid Amount	Original Amount
Bill Pmt -Check		07/18/2013	Home Depot	1012 - Citizens Bu...		0.00
TOTAL					0.00	0.00
Check	ACH 1243	07/30/2013	Aranda, Manuel	1012 - Citizens Bu...		-214.18
				6401 - Directors' Fees	-197.00	197.00
				6410 - Mileage	-17.18	17.18
TOTAL					-214.18	214.18
Check	ACH 1464	07/18/2013	Aranda, Manuel	1012 - Citizens Bu...		-1,209.12
				6401 - Directors' Fees	-1,182.00	1,182.00
				6410 - Mileage	-27.12	27.12
TOTAL					-1,209.12	1,209.12
Check	ACH 4432	07/03/2013	Melody McDonald	1012 - Citizens Bu...		-750.95
				6401 - Directors' Fees	-197.00	197.00
				6410 - Mileage	-45.20	45.20
				6425 - Meals	-19.20	19.20
				6415 - Air Fare	-447.30	447.30
				6420 - Other Travel	-42.25	42.25
TOTAL					-750.95	750.95
Check	ACH 4432	07/03/2013	Aranda, Manuel	1012 - Citizens Bu...		-227.40
				6401 - Directors' Fees	-197.00	197.00
				6410 - Mileage	-30.40	30.40
TOTAL					-227.40	227.40
Check	ACH 4932	07/25/2013	Melody McDonald	1012 - Citizens Bu...		-1,635.33
				6401 - Directors' Fees	-1,576.00	1,576.00
				6410 - Mileage	-59.33	59.33
TOTAL					-1,635.33	1,635.33
Check	ADP6713	07/02/2013	ADP	1012 - Citizens Bu...		-64.65
				6042 - Payroll Proc...	-64.65	64.65
TOTAL					-64.65	64.65
Check	ADP7513	07/12/2013	ADP	1012 - Citizens Bu...		-66.65
			SBVWCD:General ...	6042 - Payroll Proc...	-66.65	66.65
TOTAL					-66.65	66.65
Bill Pmt -Check	18588	07/03/2013	Antimite Pest Cont...	1012 - Citizens Bu...		-66.00
Bill		06/25/2013	SBVWCD	6026 - Redlands Pl...	-66.00	66.00
TOTAL					-66.00	66.00
Bill Pmt -Check	18589	07/03/2013	Arrowhead	1012 - Citizens Bu...		-47.47
Bill		06/22/2013		5460 - Water / Tras...	-47.47	47.47
TOTAL					-47.47	47.47

San Bernardino Valley Water Conservation District
Check Detail
July 2013

Type	Num	Date	Name	Account	Paid Amount	Original Amount
Bill Pmt -Check	18590	07/03/2013	Burgeson's Heatin...	1012 · Citizens Bu...		-550.00
Bill		06/27/2013	SBVWCD	6026 · Redlands Pl...	-280.00	280.00
			SBVWCD	6026 · Redlands Pl...	-70.00	70.00
			SBVWCD	6026 · Redlands Pl...	-70.00	70.00
			SBVWCD	6026 · Redlands Pl...	-130.00	130.00
TOTAL					-550.00	550.00
Bill Pmt -Check	18591	07/03/2013	Chevron & Texaco ...	1012 · Citizens Bu...		-3.82
Bill		06/22/2013		5320 · Fuel	-3.82	3.82
TOTAL					-3.82	3.82
Bill Pmt -Check	18592	07/03/2013	Citizens Business ...	1012 · Citizens Bu...		-1,439.99
Bill		06/25/2013	SBVWCD	5210 · Equipment M...	-82.56	82.56
			SBVWCD	5215 · Property Mai...	-108.57	108.57
			SBVWCD	6002 · Website Ad...	-49.99	49.99
			SBVWCD	6004 · Meeting Exp...	-28.10	28.10
			SBVWCD	6004 · Meeting Exp...	-60.85	60.85
			SBVWCD	6030 · Office Supplies	-48.17	48.17
			SBVWCD	6039 · Postage and ...	-31.05	31.05
			SBVWCD	6039 · Postage and ...	-200.00	200.00
			SBVWCD	6430 · Lodging	-23.88	23.88
			SBVWCD	6525 · Meals	-29.97	29.97
			SBVWCD	6535 · Conf/Semina...	-479.95	479.95
			SBVWCD	7220 · Computer So...	-296.90	296.90
TOTAL					-1,439.99	1,439.99
Bill Pmt -Check	18593	07/03/2013	City of Redlands - ...	1012 · Citizens Bu...		-1,717.18
Bill		06/25/2013	SBVWCD	6026 · Redlands Pl...	-1,717.18	1,717.18
TOTAL					-1,717.18	1,717.18
Bill Pmt -Check	18594	07/03/2013	County Treasurer	1012 · Citizens Bu...		-327.07
Bill		07/02/2013		5080 · LAFCO Cont...	-327.07	327.07
TOTAL					-327.07	327.07
Bill Pmt -Check	18595	07/03/2013	Day Lite Maintena...	1012 · Citizens Bu...		-34.87
Bill		06/12/2013		6026 · Redlands Pl...	-34.87	34.87
TOTAL					-34.87	34.87
Bill Pmt -Check	18596	07/03/2013	Edison - 8812	1012 · Citizens Bu...		-324.34
Bill		06/28/2013		5420 · Electricity	-324.34	324.34
TOTAL					-324.34	324.34
Bill Pmt -Check	18597	07/03/2013	Edison - Redlands ...	1012 · Citizens Bu...		-213.59
Bill		06/29/2013		6026 · Redlands Pl...	-213.59	213.59
TOTAL					-213.59	213.59
Bill Pmt -Check	18598	07/03/2013	Glaubig, Bob	1012 · Citizens Bu...		-591.00
Bill		06/25/2013	SBVWCD	6401 · Directors' Fees	-591.00	591.00
TOTAL					-591.00	591.00

San Bernardino Valley Water Conservation District
Check Detail
July 2013

08/02/13

Type	Num	Date	Name	Account	Paid Amount	Original Amount
Bill Pmt -Check	18599	07/03/2013	Highland Area Cha...	1012 - Citizens Bu...		-15.00
Bill		06/11/2013		6425 - Meals	-15.00	15.00
TOTAL					-15.00	15.00
Bill Pmt -Check	18600	07/03/2013	Image Source	1012 - Citizens Bu...		-508.67
Bill		06/25/2013	SBVWCD	6033 - Office Equip...	-508.67	508.67
TOTAL					-508.67	508.67
Bill Pmt -Check	18601	07/03/2013	JAN-PRO Cleaning...	1012 - Citizens Bu...		-618.00
Bill		07/02/2013		6018 - Janitorial Ser...	-618.00	618.00
TOTAL					-618.00	618.00
Bill Pmt -Check	18602	07/03/2013	Ryan Hejka	1012 - Citizens Bu...		-490.00
Bill		07/02/2013	SBVWCD:Groundw...	5120 - Misc. Profes...	-490.00	490.00
TOTAL					-490.00	490.00
Bill Pmt -Check	18603	07/03/2013	Valero Marketing ...	1012 - Citizens Bu...		-805.28
Bill		06/27/2013		5320 - Fuel	-759.27	759.27
				6001 - General Adm...	-15.00	15.00
				6046 - Interest expe...	-31.01	31.01
TOTAL					-805.28	805.28
Bill Pmt -Check	18604	07/03/2013	Verizon California-...	1012 - Citizens Bu...		-290.61
Bill		06/19/2013		5470 - Internet Serv...	-290.61	290.61
TOTAL					-290.61	290.61
Bill Pmt -Check	18605	07/03/2013	Verizon California-...	1012 - Citizens Bu...		-182.11
Bill		06/22/2013		5410 - Alarm Service	-182.11	182.11
TOTAL					-182.11	182.11
Bill Pmt -Check	18606	07/03/2013	Verizon California ...	1012 - Citizens Bu...		-149.73
Bill		06/13/2013	SBVWCD	5440 - Telephone	-99.74	99.74
			SBVWCD	5470 - Internet Serv...	-49.99	49.99
TOTAL					-149.73	149.73
Bill Pmt -Check	18607	07/18/2013	Aaron Pederson	1012 - Citizens Bu...		-35.00
Bill		07/09/2013		6018 - Janitorial Ser...	-35.00	35.00
TOTAL					-35.00	35.00

San Bernardino Valley Water Conservation District
Check Detail
July 2013

08/02/13

Type	Num	Date	Name	Account	Paid Amount	Original Amount
Bill Pmt -Check	18608	07/18/2013	ACWA/JPIA	1012 - Citizens Bu...		-8,819.22
Bill		07/16/2013	SBVWCD:General ...	6110 - Vision Insura...	-24.23	24.23
			SBVWCD:General ...	6130 - Dental Insur...	-109.29	109.29
			SBVWCD:General ...	6150 - Medical Insu...	-1,229.05	1,229.05
			SBVWCD:Groundw...	6110 - Vision Insura...	-79.42	79.42
			SBVWCD:Groundw...	6130 - Dental Insur...	-358.29	358.29
			SBVWCD:Groundw...	6150 - Medical Insu...	-4,029.21	4,029.21
			SBVWCD:Redlands...	6110 - Vision Insura...	-7.97	7.97
			SBVWCD:Redlands...	6130 - Dental Insur...	-35.94	35.94
			SBVWCD:Redlands...	6150 - Medical Insu...	-404.12	404.12
			SBVWCD:Land Coo...	6110 - Vision Insura...	-45.19	45.19
			SBVWCD:Land Coo...	6130 - Dental Insur...	-203.87	203.87
			SBVWCD:Land Coo...	6150 - Medical Insu...	-2,292.64	2,292.64
TOTAL					-8,819.22	8,819.22
Bill Pmt -Check	18609	07/18/2013	Angie J. Quiroga	1012 - Citizens Bu...		-143.70
Bill		07/17/2013		6510 - Mileage	-125.02	125.02
				6525 - Meals	-18.68	18.68
TOTAL					-143.70	143.70
Bill Pmt -Check	18610	07/18/2013	Castro Landscapin...	1012 - Citizens Bu...		-500.00
Bill		06/28/2013	SBVWCD:Redlands...	6016 - Redlands Pl...	-200.00	200.00
			SBVWCD:Redlands...	6026 - Redlands Pl...	-300.00	300.00
TOTAL					-500.00	500.00
Bill Pmt -Check	18611	07/18/2013	Corneille, Richard	1012 - Citizens Bu...		-197.00
Bill		07/16/2013		6401 - Directors' Fees	-197.00	197.00
TOTAL					-197.00	197.00
Bill Pmt -Check	18612	07/18/2013	Day Lite Maintena...	1012 - Citizens Bu...		-144.00
Bill		07/16/2013	SBVWCD:Redlands...	6026 - Redlands Pl...	-144.00	144.00
TOTAL					-144.00	144.00
Bill Pmt -Check	18613	07/18/2013	Do-It-Yourself Pest...	1012 - Citizens Bu...		0.00
TOTAL					0.00	0.00
Bill Pmt -Check	18614	07/18/2013	Edison - 7241	1012 - Citizens Bu...		-67.07
Bill		07/11/2013		5420 - Electricity	-67.07	67.07
TOTAL					-67.07	67.07
Bill Pmt -Check	18615	07/18/2013	Edison -5552	1012 - Citizens Bu...		-340.76
Bill		07/10/2013		5420 - Electricity	-274.54	274.54
				5420 - Electricity	-66.22	66.22
TOTAL					-340.76	340.76
Bill Pmt -Check	18616	07/18/2013	Experienced Tract...	1012 - Citizens Bu...		-46.93
Bill		06/12/2013	SBVWCD:Groundw...	5210 - Equipment M...	-46.93	46.93
TOTAL					-46.93	46.93

San Bernardino Valley Water Conservation District
Check Detail
July 2013

Type	Num	Date	Name	Account	Paid Amount	Original Amount
Bill Pmt -Check	18617	07/18/2013	Highland Commun...	1012 - Citizens Bu...		-29.95
Bill		07/16/2013	SBVWCD:General ...	6090 - Subscription...	-29.95	29.95
TOTAL					-29.95	29.95
Bill Pmt -Check	18618	07/18/2013	IERCD	1012 - Citizens Bu...		-300.00
Bill		06/30/2013	SBVWCD:General ...	6060 - Outreach	-300.00	300.00
TOTAL					-300.00	300.00
Bill Pmt -Check	18619	07/18/2013	Jose's Mexican Fo...	1012 - Citizens Bu...		-75.59
Bill		07/17/2013		6060 - Outreach	-75.59	75.59
TOTAL					-75.59	75.59
Bill Pmt -Check	18620	07/18/2013	Raley, David	1012 - Citizens Bu...		-788.00
Bill		07/07/2013	SBVWCD:General ...	6401 - Directors' Fees	-788.00	788.00
TOTAL					-788.00	788.00
Bill Pmt -Check	18621	07/18/2013	Stanley Converen...	1012 - Citizens Bu...		-302.70
Bill		07/16/2013	SBVWCD:Redlands...	6026 - Redlands Pl...	-302.70	302.70
TOTAL					-302.70	302.70
Bill Pmt -Check	18622	07/18/2013	Star Auto Parts	1012 - Citizens Bu...		-39.44
Bill		06/30/2013	SBVWCD:Groundw...	5310 - Vehicle Main...	-39.44	39.44
TOTAL					-39.44	39.44
Bill Pmt -Check	18623	07/18/2013	Verizon California ...	1012 - Citizens Bu...		-450.04
Bill		07/07/2013	SBVWCD:General ...	5440 - Telephone	-250.04	250.04
			SBVWCD:General ...	5470 - Internet Serv...	-200.00	200.00
TOTAL					-450.04	450.04
Bill Pmt -Check	18624	07/18/2013	Wilbur's	1012 - Citizens Bu...		-102.60
Bill		06/11/2013	SBVWCD:Groundw...	5210 - Equipment M...	-102.60	102.60
TOTAL					-102.60	102.60
Bill Pmt -Check	18625	07/18/2013	Home Depot	1012 - Citizens Bu...		-772.00
Bill		06/28/2013		5210 - Equipment M...	-21.00	21.54
				5215 - Property Mai...	-751.00	770.46
TOTAL					-772.00	792.00
Bill Pmt -Check	18626	07/18/2013	Smart & Final	1012 - Citizens Bu...		-284.69
Bill		06/30/2013		6019 - Janitorial Su...	-59.52	72.30
				6004 - Meeting Exp...	-225.17	273.50
TOTAL					-284.69	345.80

San Bernardino Valley Water Conservation District
Check Detail
July 2013

08/02/13

Type	Num	Date	Name	Account	Paid Amount	Original Amount
Bill Pmt -Check	18627	07/30/2013	AAA Alarm System...	1012 - Citizens Bu...		-150.00
Bill		08/01/2013		5410 - Alarm Service	-75.00	75.00
				5410 - Alarm Service	-75.00	75.00
TOTAL					-150.00	150.00
Bill Pmt -Check	18628	07/30/2013	ACWA/JPIA	1012 - Citizens Bu...		-3,674.00
Bill		07/01/2013		6120 - Workers' Co...	-567.63	567.63
				6120 - Workers' Co...	-1,860.88	1,860.88
				6120 - Workers' Co...	-186.64	186.64
				6120 - Workers' Co...	-1,058.85	1,058.85
TOTAL					-3,674.00	3,674.00
Bill Pmt -Check	18629	07/30/2013	Antimite Pest Cont...	1012 - Citizens Bu...		-66.00
Bill		07/02/2013		6026 - Redlands Pl...	-66.00	66.00
TOTAL					-66.00	66.00
Bill Pmt -Check	18630	07/30/2013	Arrowhead	1012 - Citizens Bu...		-65.41
Bill		07/24/2013		5460 - Water / Tras...	-65.41	65.41
TOTAL					-65.41	65.41
Bill Pmt -Check	18631	07/30/2013	Athena Medina	1012 - Citizens Bu...		-54.57
Bill		07/30/2013		6510 - Mileage	-10.04	10.04
				6510 - Mileage	-2.68	2.68
				6510 - Mileage	-0.67	0.67
				6004 - Meeting Exp...	-8.99	8.99
				6004 - Meeting Exp...	-3.00	3.00
				6001 - General Adm...	-14.60	14.60
				6001 - General Adm...	-14.59	14.59
TOTAL					-54.57	54.57
Bill Pmt -Check	18632	07/30/2013	Charles Z. Fedak &...	1012 - Citizens Bu...		-7,520.00
Bill		07/24/2013		5170 - Audit	-752.00	752.00
				5170 - Audit	-4,211.20	4,211.20
				5170 - Audit	-1,128.00	1,128.00
				5170 - Audit	-1,428.80	1,428.80
TOTAL					-7,520.00	7,520.00
Bill Pmt -Check	18633	07/30/2013	Chevron & Texaco ...	1012 - Citizens Bu...		-66.50
Bill		07/22/2013		5320 - Fuel	-66.50	66.50
TOTAL					-66.50	66.50

San Bernardino Valley Water Conservation District
Check Detail
July 2013

08/02/13

Type	Num	Date	Name	Account	Paid Amount	Original Amount
Bill Pmt -Check	18634	07/30/2013	Citizens Business ...	1012 - Citizens Bu...		-1,384.03
Bill		07/14/2013		5120 · Misc. Profes...	-30.00	30.00
				5215 · Property Mai...	-218.72	218.72
				6001 · General Adm...	-37.53	37.53
				6001 · General Adm...	-37.53	37.53
				6004 · Meeting Exp...	-10.58	10.58
				6004 · Meeting Exp...	-3.53	3.53
				6030 · Office Supplies	-280.95	280.95
				6030 · Office Supplies	-17.56	17.56
				6030 · Office Supplies	-35.12	35.12
				6030 · Office Supplies	-17.56	17.56
				6039 · Postage and ...	-138.56	138.56
				6039 · Postage and ...	-62.99	62.99
				6039 · Postage and ...	-25.20	25.20
				6039 · Postage and ...	-25.20	25.20
				6435 · Conf/Semina...	-235.00	235.00
				6425 · Meals	-70.00	70.00
				6535 · Conf/Semina...	-138.00	138.00
TOTAL					-1,384.03	1,384.03
Bill Pmt -Check	18635	07/30/2013	Corneille, Richard	1012 - Citizens Bu...		-1,200.08
Bill		07/30/2013		6401 · Directors' Fees	-1,182.00	1,182.00
				6410 · Mileage	-18.08	18.08
TOTAL					-1,200.08	1,200.08
Bill Pmt -Check	18636	07/30/2013	Employee Relation...	1012 - Citizens Bu...		-16.00
Bill		07/15/2013		5120 · Misc. Profes...	-16.00	16.00
TOTAL					-16.00	16.00
Bill Pmt -Check	18637	07/30/2013	Escoto Construction	1012 - Citizens Bu...		-40.00
Bill		07/19/2013	SBVWCD:Mentone ...	6015 · Mentone Ho...	-40.00	40.00
TOTAL					-40.00	40.00
Bill Pmt -Check	18638	07/30/2013	Glaubig, Bob	1012 - Citizens Bu...		-394.00
Bill		07/19/2013		6401 · Directors' Fees	-394.00	394.00
TOTAL					-394.00	394.00
Bill Pmt -Check	18639	07/30/2013	Highland Area Cha...	1012 - Citizens Bu...		-15.00
Bill		07/18/2013		6425 · Meals	-15.00	15.00
TOTAL					-15.00	15.00
Bill Pmt -Check	18640	07/30/2013	Image Source	1012 - Citizens Bu...		-406.98
Bill		07/10/2013		6033 · Office Equip...	-305.23	305.23
				6033 · Office Equip...	-20.35	20.35
				6033 · Office Equip...	-61.05	61.05
				6033 · Office Equip...	-20.35	20.35
TOTAL					-406.98	406.98
Bill Pmt -Check	18641	07/30/2013	JAN-PRO Cleaning...	1012 - Citizens Bu...		-618.00
Bill		08/01/2013		6018 · Janitorial Ser...	-618.00	618.00
TOTAL					-618.00	618.00

San Bernardino Valley Water Conservation District
Check Detail
July 2013

Type	Num	Date	Name	Account	Paid Amount	Original Amount
Bill Pmt -Check	18642	07/30/2013	The Gas Company	1012 - Citizens Bu...		-8.22
Bill		07/16/2013		5450 - Natural Gas	-4.93	4.93
				5450 - Natural Gas	-3.29	3.29
TOTAL					-8.22	8.22
Bill Pmt -Check	18643	07/30/2013	Verizon California-...	1012 - Citizens Bu...		-290.86
Bill		07/19/2013		5470 - Internet Serv...	-145.43	145.43
				5470 - Internet Serv...	-87.26	87.26
				5470 - Internet Serv...	-14.54	14.54
				5470 - Internet Serv...	-43.63	43.63
TOTAL					-290.86	290.86
Bill Pmt -Check	18644	07/30/2013	Verizon California ...	1012 - Citizens Bu...		-152.23
Bill		07/13/2013		5440 - Telephone	-102.24	102.24
				5470 - Internet Serv...	-49.99	49.99
TOTAL					-152.23	152.23
Check	ADP71913	07/30/2013	ADP	1012 - Citizens Bu...		-66.65
				6042 - Payroll Proc...	-66.65	66.65
TOTAL					-66.65	66.65
Check	100060N	07/08/2013	PERS	1012 - Citizens Bu...		-3,144.40
			SBVWCD:General ...	6170 - PERS Retire...	-880.43	880.43
			SBVWCD:General ...	6170 - PERS Retire...	-1,666.53	1,666.53
			SBVWCD:General ...	6170 - PERS Retire...	-220.11	220.11
			SBVWCD:General ...	6170 - PERS Retire...	-377.33	377.33
TOTAL					-3,144.40	3,144.40
Check	100061N	07/08/2013	PERS	1012 - Citizens Bu...		-4,100.85
			SBVWCD:General ...	6170 - PERS Retire...	-584.03	584.03
			SBVWCD:General ...	6170 - PERS Retire...	-1,946.78	1,946.78
			SBVWCD:General ...	6170 - PERS Retire...	-194.67	194.67
			SBVWCD:General ...	6170 - PERS Retire...	-1,168.07	1,168.07
				2102 - Pers Retirem...	-207.30	207.30
TOTAL					-4,100.85	4,100.85
Check	100062N	07/23/2013	PERS	1012 - Citizens Bu...		-4,584.96
			SBVWCD:General ...	6170 - PERS Retire...	-627.04	627.04
			SBVWCD:Groundw...	6170 - PERS Retire...	-2,090.14	2,090.14
			SBVWCD:Redlands...	6170 - PERS Retire...	-209.02	209.02
			SBVWCD:Land Coo...	6170 - PERS Retire...	-1,254.09	1,254.09
				2102 - Pers Retirem...	-404.67	404.67
TOTAL					-4,584.96	4,584.96

SBVWCD Groundwater Assessment Report

GWA Number **40**

Period January 1, 2013 to June 30, 2013

AgRate **\$3.14**

NonAgRate **\$11.28**

Owner	RecordationNumber	StateWellNumber	LocalName	Ag Production	Ag Payment	Non-Ag Production	Ag Payment	Amount Paid
AHD Limited								
	3601632	2S3W05A02S	Clock Canyon/Marcum Wel	0.00	\$0.00	0.00	\$0.00	
					\$0.00		\$0.00	<u>\$0.00</u>
Arrowhead Country Club								
	3601925	1N4W23E	1					
Baseline Gardens Mutual Water Company								
	3602528	1N4W35R01S	#3 - 7251 Barton St.	0.00	\$0.00	0.00	\$0.00	
	3600458	1N4W36M01S	PS & B2	0.00	\$0.00	0.00	\$0.00	
	3610007		Well 5	0.00	\$0.00	0.00	\$0.00	
					\$0.00		\$0.00	<u>\$0.00</u>
Bear Valley Mutual Water Company								
	3601585	1S3W23A03S	San Bernardino Ave. 1	0.00	\$0.00	0.00	\$0.00	
	3600023	1S3W24C	Judson 1	0.00	\$0.00	0.00	\$0.00	
					\$0.00		\$0.00	<u>\$0.00</u>
Cemex USA								
	3603653	1S3W10J2S	Orange Street	0.00	\$0.00	0.00	\$0.00	
	3601420	1S3W09E02S	Alabama Street 2	0.00	\$0.00	91.00	\$1,026.48	
					\$0.00		\$1,026.48	<u>\$1,026.48</u>
Crafton Water Company								
	3602186	1S2W21L02S	Garnet/2 Zanja Well	0.00	\$0.00	0.00	\$0.00	
	3600272	1S2W29N	Fifth Ave. 1	8.93	\$28.04	0.00	\$0.00	

Owner	RecordationNumber	StateWellNumber	LocalName	Ag-Production	Ag Payment	Non-AgProduction	Ag Payment	Amount Paid
					\$28.04		\$0.00	\$28.04
East Valley Water District								
	3601675	1N4W25A01S	PL 27	0.00	\$0.00	0.00	\$0.00	
	3601987	1S3W04G	PL 136 / Dunkirk 1	0.00	\$0.00	0.00	\$0.00	
	3603774	1S3W3R4S	PL 146A	0.00	\$0.00	410.39	\$4,629.15	
	3603734	1S3W02P06S	PL 147	0.00	\$0.00	955.87	\$10,782.19	
	3603926	01S03W06L06S	PL 151	0.00	\$0.00	1338.60	\$15,099.35	
	3601663	1S4W02Q08S	PL 12	0.00	\$0.00	0.00	\$0.00	
	3601978	1S3W04N01S	PL 40	0.00	\$0.00	0.00	\$0.00	
	3600855	1N3W28P01S	PL 54 / Seeley	0.00	\$0.00	0.00	\$0.00	
	3601184	1N3W33F01S	PL 94 / Corwin	0.00	\$0.00	0.00	\$0.00	
	3601639	1S3W03R01S	PL 146	0.00	\$0.00	77.57	\$875.03	
	3600680	1S3W02J	PL 120/Cram	0.00	\$0.00	0.00	\$0.00	
	3602274	1N3W30J05S	PL 39	0.00	\$0.00	218.60	\$2,465.80	
	9900001	1S4W25M03S	Fairfax, Well #111	0.00	\$0.00	0.00	\$0.00	
	3603583	1S3W02N02S	PL 143 / Abbey Way	0.00	\$0.00	325.07	\$3,666.75	
	3603247	1S3W06P18S	PL 141 / McDaniel	0.00	\$0.00	1163.03	\$13,118.99	
	3603904	01S03W05D03S	PL 132/Cull 5	0.00	\$0.00	742.37	\$8,373.90	
	3602560	1S3W04G03S	PL 136 / Dunkirk 2	0.00	\$0.00	0.00	\$0.00	
	3602338	1S3W04N03S	PL 40A	0.00	\$0.00	83.41	\$940.83	
	3600220	1S3W01H	PL 142	0.00	\$0.00	244.66	\$2,759.72	
	3602564	1S4W12B07S	PL 28A	0.00	\$0.00	677.64	\$7,643.73	
	3601673	1N4W25C02S	PL 25A	0.00	\$0.00	154.75	\$1,745.63	

Owner	RecordationNumber	StateWellNumber	LocalName	Ag-Production	Ag Payment	Non-AgProduction	Ag Payment	Amount Paid
	3602337	1N4W26A03S	PL 24B	0.00	\$0.00	932.19	\$10,515.03	
	3601671	1N4W26A02S	PL 24A	0.00	\$0.00	301.68	\$3,402.90	
	3602034	1S4W01Q08	PL 12A	0.00	\$0.00	1.36	\$15.33	
	3602563	1S4W02Q09S	PL 11A	0.00	\$0.00	179.92	\$2,029.52	
	3601660	1S3W06H04S	PL 9A	0.00	\$0.00	407.23	\$4,593.57	
	3602370	1N4W25F04S	PL 107	0.00	\$0.00	16.86	\$190.18	
	3602799	1S2W07F01S	PL 125	0.00	\$0.00	874.52	\$9,864.59	
					\$0.00		\$102,712.19	<u>\$102,712.19</u>
Fairview Water Company (B Marcum)								
	3600554	1S3W17R	Fairview 1	18.99	\$59.63	0.00	\$0.00	
					\$59.63		\$0.00	<u>\$59.63</u>
Gage Canal Company								
	3600798	1S4W23G01S	Cowlane	0.00	\$0.00	0.00	\$0.00	
	3600787	1S4W23A02S	26-1	590.00	\$1,852.60	68.00	\$767.04	
	3600788	1S4W23H01S	27-1	609.00	\$1,912.26	68.00	\$767.04	
	3600789	1S4W23K01S	27-2	28.00	\$87.92	68.00	\$767.04	
	3600790	1S4W23K02S	29-1	610.00	\$1,915.40	68.00	\$767.04	
	3600796	1S4W23A05S	51-1	1083.00	\$3,400.62	68.00	\$767.04	
	3602331	1S4W23G03S	66-1	1895.00	\$5,950.30	68.00	\$767.04	
					\$15,119.10		\$4,602.24	<u>\$19,721.34</u>
George & Diane Everett								
	WP0003068		Everett Well	0.00	\$0.00	0.00	\$0.00	
					\$0.00		\$0.00	<u>\$0.00</u>
George Meadows								

GWA Number 40

Period January 1, 2013 to June 30, 2013

AgRate \$3.14

NonAgRate \$11.28

Owner	RecordationNumber	StateWellNumber	LocalName	Ag-Production	Ag Payment	Non-AgProduction	Ag Payment	Amount Paid
	WP0002552	E085386	Meadows Well	0.00	\$0.00	0.00	\$0.00	
					\$0.00		\$0.00	<u>\$0.00</u>
Gladysta Well & Water Company (B Marcum)								
	3600182	1S3W20H02S		55.60	\$174.58	0.00	\$0.00	
					\$174.58		\$0.00	<u>\$174.58</u>
Greenspot Village & Market Place LLC								
	3600026	01S03W04J01S	PL 102	0.00	\$0.00	0.00	\$0.00	
					\$0.00		\$0.00	<u>\$0.00</u>
Happe Mutual Well Company								
	3600238	1S2W29M01S	1	37.29	\$117.09	0.00	\$0.00	
	3600795	01S04W13G02S	Gauge 46-1R	0.00	\$0.00	0.00	\$0.00	
					\$117.09		\$0.00	<u>\$117.09</u>
J.G. Golfing Enterprises, Inc.								
	3602499	1S4W22A01S	Paine	98.10	\$308.04	0.00	\$0.00	
	3601478	1S4W22B03S	Thorn 10 & 11	186.60	\$585.93	0.00	\$0.00	
					\$893.97		\$0.00	<u>\$893.97</u>
Jack Dangermond								
	3602188	01S02W29K01	Rancho Ladera Roladera	0.00	\$0.00	0.00	\$0.00	
					\$0.00		\$0.00	<u>\$0.00</u>
Larry Jacinto Construction								
	3602020	1S2W20K	F A R	0.00	\$0.00	0.00	\$0.00	
					\$0.00		\$0.00	<u>\$0.00</u>
Loma Linda University Power Plant								
	3602855	1S4W25D07S	Anderson 3	0.00	\$0.00	518.22	\$5,845.52	

GWA Number 40

Period January 1, 2013 to June 30, 2013

AgRate \$3.14

NonAgRate \$11.28

Owner	RecordationNumber	StateWellNumber	LocalName	Ag-Production	Ag Payment	Non-AgProduction	Ag Payment	Amount Paid
	3602781	1S4W25D06S	Anderson 2	0.00	\$0.00	23.53	\$265.42	
					\$0.00		\$6,110.94	\$6,110.94
Meeks & Daley Water Co.								
			Raub 7	0.00	\$0.00	581.10	\$6,554.81	
	3603903	1S4W22H04S	Warren 1	0.00	\$0.00	0.00	\$0.00	
	3602864	1S4W14N10S	Raub 6	0.00	\$0.00	1093.93	\$12,339.53	
	3603905	1S4W14N115S	Raub 8	0.00	\$0.00	772.05	\$8,708.72	
	3602863	1S4W22H02S	Warren 4	0.00	\$0.00	579.26	\$6,534.05	
	3601887	1S4W15L03S	Station 59	0.00	\$0.00	0.00	\$0.00	
	3603215	1S4W15M11S	Station 91	0.00	\$0.00	0.00	\$0.00	
	3603906	1S4W14N09S	Raub 5	0.00	\$0.00	676.61	\$7,632.16	
					\$0.00		\$41,769.27	\$41,769.27
Mission Development Company								
	0000129	1S3W03N	Highland Harvest Barn	0.00	\$0.00	0.00	\$0.00	
					\$0.00		\$0.00	\$0.00
Monte LLC (Dangermond)								
	3600494	01S03W29K	New Well	23.00	\$72.22	0.00	\$0.00	
					\$72.22		\$0.00	\$72.22
Mountain View Mortuary & Cemetery								
	3600743	1N4W26M	1	0.00	\$0.00	81.00	\$913.68	
	3600742	1N4W26N	2	0.00	\$0.00	64.00	\$721.92	
					\$0.00		\$1,635.60	\$1,635.60
Mountainview Generating Station								
	3603795	01S03W18N06S	Edison Mid Aquifer Well A	0.00	\$0.00	791.10	\$8,923.95	

GWA Number 40

Period January 1, 2013 to June 30, 2013

AgRate \$3.14

NonAgRate \$11.28

Owner	RecordationNumber	StateWellNumber	LocalName	Ag-Production	Ag Payment	Non-AgProduction	Ag Payment	Amount Paid
	3601014	1S3W18N03S	SB STPM 66 (DW#2)	0.00	\$0.00	159.60	\$1,799.95	
	3601015	1S3W18N02S	SB STMP2 67 (DW#1)	0.00	\$0.00	3.90	\$44.10	
	3603796	01S03W18N01S	Edison Mid Aquifer Well B	0.00	\$0.00	9.26	\$104.90	
					\$0.00		\$10,872.90	<u>\$10,872.90</u>
National Orange Show								
	3601924	1S4W15D		0.00	\$0.00	27.00	\$304.56	
					\$0.00		\$304.56	<u>\$304.56</u>
New England Water Co. (B Marcum)								
	3602320	1S3W16L		140.00	\$439.60	0.00	\$0.00	
					\$439.60		\$0.00	<u>\$439.60</u>
Patton State Hospital								
	3600931	1N3W29N01S	Patton 10	0.00	\$0.00	0.00	\$0.00	
	3602381	1N3W29M	14	0.00	\$0.00	0.00	\$0.00	
					\$0.00		\$0.00	<u>\$0.00</u>
Pioneer Mutual Water Company								
	3600642	1S3W14P01S	San Bernardino 1	10.22	\$32.09	0.00	\$0.00	
					\$32.09		\$0.00	<u>\$32.09</u>
Redlands Unified School District								
	3601641	1S2W30C01S	Opal St.	0.00	\$0.00	41.30	\$465.86	
					\$0.00		\$465.86	<u>\$465.86</u>
Redlands, City of								
	3602654	1S2W19J02S	Crafton	128.00	\$401.92	0.00	\$0.00	
	3602082	02S03W03K01S	36 (Irrigation)	0.00	\$0.00	86.60	\$976.85	
	3602792	1S2W19A01S	Agate 2	0.00	\$0.00	155.50	\$1,754.04	

Owner	RecordationNumber	StateWellNumber	LocalName	Ag-Production	Ag Payment	Non-AgProduction	Ag Payment	Amount Paid
	3601298	1S3W21H01S	32	0.00	\$0.00	147.10	\$1,659.29	
	3601308	1S2W19K01S	Agate 1	0.00	\$0.00	0.00	\$0.00	
	3600918	2S3W01E01S	Redlands Heights IRR	0.00	\$0.00	145.70	\$1,643.50	
	3602549	01S03W19J01E	California St. IRR	0.00	\$0.00	137.50	\$1,551.00	
	3601299	1S4W24K01S	34	0.00	\$0.00	0.00	\$0.00	
	3603767	01S03W10K02S	N. Orange #2	0.00	\$0.00	1010.80	\$11,401.82	
	3601298	01S03W21H01S	Well #32 IRR	0.00	\$0.00	147.10	\$1,659.29	
	3602896	1S2W20D01S	Madeira	0.00	\$0.00	422.60	\$4,766.93	
	3601296	1S3W35H03S	16 IRR	0.00	\$0.00	0.00	\$0.00	
	3601295	1S3W35H04S	14	0.00	\$0.00	0.00	\$0.00	
	3602792	01S02W19A01S	Agate #2 IRR.	0.00	\$0.00	0.00	\$0.00	
	3600749	1S3W13Q	Mentone Acres #2	0.00	\$0.00	878.60	\$9,910.61	
	3603760	1S3W29Q02S	Well #39	0.00	\$0.00	695.90	\$7,849.75	
	3601294	1S3W35G09S	13	0.00	\$0.00	0.00	\$0.00	
	3603655	1S3W29Q01S	38	0.00	\$0.00	1125.20	\$12,692.26	
	3602346	1S3W28J02S	New York St. IRR	295.10	\$926.61	0.00	\$0.00	
	3602211	1S3W26C01S	37 Sylvyn	0.00	\$0.00	0.00	\$0.00	
	3601301	1S3W28H01S	41	94.20	\$295.79	0.00	\$0.00	
	3600019	1S3W23A05S	Rees Well 1	0.00	\$0.00	918.10	\$10,356.17	
	3602036	1S3W21H07S	31-A	0.00	\$0.00	0.00	\$0.00	
	3602032	1S3W22A02S	35	0.00	\$0.00	0.00	\$0.00	
	3602031	1S3W21H06S	30-A	0.00	\$0.00	0.00	\$0.00	
	3600628	1S3W15G	Redlands Trap & Skeet	0.00	\$0.00	0.00	\$0.00	

Owner	RecordationNumber	StateWellNumber	LocalName	Ag-Production	Ag Payment	Non-AgProduction	Ag Payment	Amount Paid
	3600756	1S3W19L01S	Mission 1	0.00	\$0.00	0.00	\$0.00	
	3601586	1S3W15F01S	Orange St.	0.00	\$0.00	941.20	\$10,616.74	
	3603766	01S03W10K01S	N. Orange #1	0.00	\$0.00	633.60	\$7,147.01	
	3601287	1S2W21B02S	East Lugonia 3	0.00	\$0.00	4.40	\$49.63	
	3601291	1S3W35G08S	10	0.00	\$0.00	0.00	\$0.00	
	3601292	1S3W35G07S	11 IRR	0.00	\$0.00	30.00	\$338.40	
	3602065	1S3W32J02S	Lee Well	0.00	\$0.00	0.00	\$0.00	
	3602109	1S3W31B01S	Bryn Mawr 4	0.00	\$0.00	0.00	\$0.00	
	3600055	1S3W31A06S	Bryn Mawr	0.00	\$0.00	0.00	\$0.00	
	3603656	1S3W14E01S	Church St	0.00	\$0.00	612.40	\$6,907.87	
	3600053	1S3W31A02S	Bryn Mawr 1	0.00	\$0.00	0.00	\$0.00	
	3603762	1S3W13M01S	Airport 2	0.00	\$0.00	99.70	\$1,124.62	
	3601290	1S2W21D01S	East Lugonia 6	0.00	\$0.00	0.00	\$0.00	
	3601283	1S2W22C02S	East Lugonia 2	0.00	\$0.00	0.00	\$0.00	
	3601284	1S2W21E01S	Maguet 2	0.00	\$0.00	0.00	\$0.00	
	3602895	1S3W13H02S	Airport 1	0.00	\$0.00	1052.50	\$11,872.20	
	3601281	1S2W36F01S	Maguet 1	0.00	\$0.00	0.00	\$0.00	
	3600054	1S3W31A03S	Bryn Mawr 2	0.00	\$0.00	0.00	\$0.00	
					\$1,624.32		\$104,277.98	\$105,902.30
San Bernardino, City of								
	3603581	1S4W22C05S	Century	0.00	\$0.00	414.00	\$4,669.92	
	3600730	1S4W02K01S	Antil 3	0.00	\$0.00	0.00	\$0.00	
	3602123	1S4W14J	Norman Road	0.00	\$0.00	0.00	\$0.00	

Owner	RecordationNumber	StateWellNumber	LocalName	Ag-Production	Ag Payment	Non-AgProduction	Ag Payment	Amount Paid
	3602128	1S4W14A	Gifford Park	0.00	\$0.00	0.00	\$0.00	
	3602422	1S4W02K08S	Antil 6	0.00	\$0.00	0.00	\$0.00	
	3600732	1S4W02K05S	Antil 2	0.00	\$0.00	0.00	\$0.00	
	3600733	1S4W02K04S	Antil 1	0.00	\$0.00	0.00	\$0.00	
	3600734	1S4W02K03S	Antil 4	0.00	\$0.00	0.00	\$0.00	
	3602125	1S4W24F04S	Gould 1 Old	0.00	\$0.00	0.00	\$0.00	
	3602126	1S4W24F	Gould 2 New	0.00	\$0.00	0.00	\$0.00	
	3602124	1S4W14J	Central Ave.	0.00	\$0.00	0.00	\$0.00	
	3600731	1S4W02K02S	Antil 5	0.00	\$0.00	0.00	\$0.00	
	3602066	1S4W02B	Van Loon 1	0.00	\$0.00	0.00	\$0.00	
	3600729	1N4W35M03S	Gilbert St.	0.00	\$0.00	0.00	\$0.00	
	3601117	1N4W35C03S	Perris Hill 4	0.00	\$0.00	0.00	\$0.00	
	3601116	1N4W35C02S	Perris Hill 3	0.00	\$0.00	0.00	\$0.00	
	3601316	1S4W23N	Inter City	0.00	\$0.00	0.00	\$0.00	
	3601114	1N4W35C01S	Perris Hill 2	0.00	\$0.00	0.00	\$0.00	
	3601115	1N4W26P03S	Perris Hill 5	0.00	\$0.00	0.00	\$0.00	
	3600727	1N4W26G	Lynwood	0.00	\$0.00	457.50	\$5,160.60	
	3603649	1S3W7A6S	Local 11	0.00	\$0.00	11.40	\$128.59	
	3603582	1S4W15P05S	Chandler	0.00	\$0.00	341.20	\$3,848.74	
					\$0.00		\$13,807.85	<u>\$13,807.85</u>
San Bernardino, County of								
	3601171	1S3W20F	Crim 1	0.00	\$0.00	0.00	\$0.00	
					\$0.00		\$0.00	<u>\$0.00</u>

GWA Number **40**

Period January 1, 2013 to June 30, 2013

AgRate **\$3.14**NonAgRate **\$11.28**

Owner	RecordationNumber	StateWellNumber	LocalName	Ag-Production	Ag Payment	Non-AgProduction	Ag Payment	Amount Paid
Stater Bros.								
	3602917	1S3W33D01S	Stater Well	0.00	\$0.00	12.35	\$139.30	
					\$0.00		\$139.30	<u>\$139.30</u>
Tennessee Mutual Well Company (B Marcum)								
	3601161	1S3W16L	Pioneer 1	73.00	\$229.22	0.00	\$0.00	
					\$229.22		\$0.00	<u>\$229.22</u>
University of California, Riverside								
	3601244	1S4W27A09S	Hunt 10	0.00	\$0.00	0.00	\$0.00	
	3601222	1S4W27A11S	Hunt 6	0.00	\$0.00	0.00	\$0.00	
	3601245	1S4W27A10S	Hunt 11	0.00	\$0.00	0.00	\$0.00	
					\$0.00		\$0.00	<u>\$0.00</u>
Williams Well Corporation, LTD (B. Marcum)								
	3600828	1S3W16J	-	137.70	\$432.38	0.00	\$0.00	
					\$432.38		\$0.00	<u>\$432.38</u>
Total Ag Payment:		\$19,222.24	Total Non-Ag Payment:		\$287,725.17	Total Ag + Non-Ag Payment:		<u>\$306,947.41</u>



SAN BERNARDINO VALLEY WATER CONSERVATION DISTRICT

Established 1932

1630 West Redlands Boulevard, Suite A
Redlands, CA 92373-8032
(909) 793-2503
Fax: (909) 793-0188

Email: info@sbvwcd.dst.ca.us
www.sbvwcd.dst.ca.us

Memorandum No. 1188

To: Board of Directors

From: General Manager, Daniel Cozad

Date: August 7, 2013

Subject: Unaudited Financial Reports for July 2013

RECOMMENDATION

Review, discuss and approve the unaudited financials for July 2013.

BACKGROUND

The graphical representation of LAIF interest is shown as zero, the actual value is -\$30.32 due to adjustments to assets at year end close. Other closeouts and close numbers are reversed for payment and income accruals.

The financials are attached for the Board review and approval.

FISCAL IMPACT

None.

BOARD
OF
DIRECTORS

Richard W. Corneille
Clare Henry Day

Bob Glaubig
John Longville

David E. Raley
Melody McDonald
Manuel Aranda, Jr.

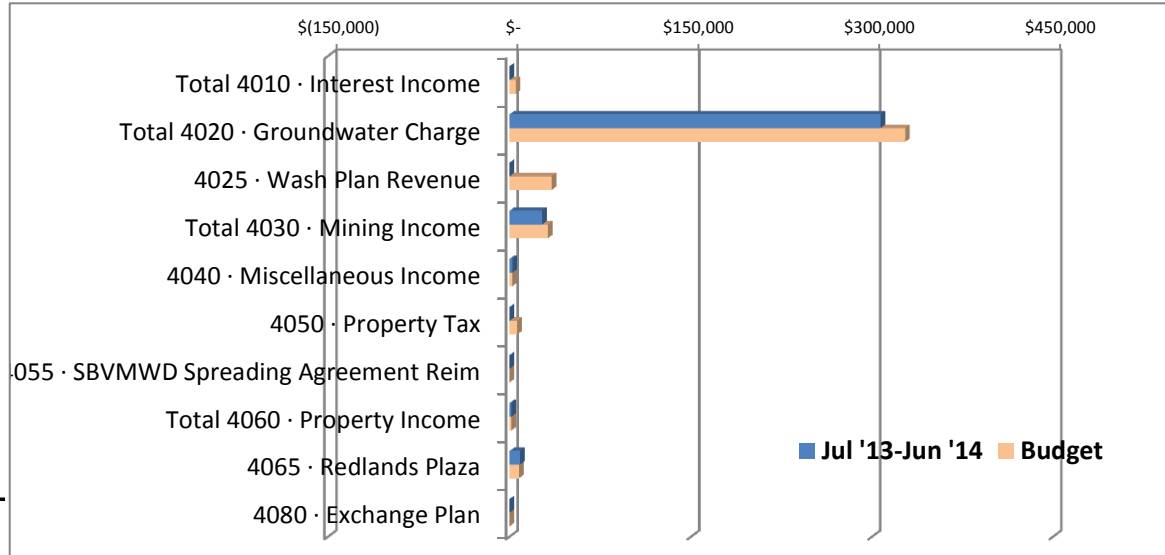
GENERAL
MANAGER

Daniel B. Cozad

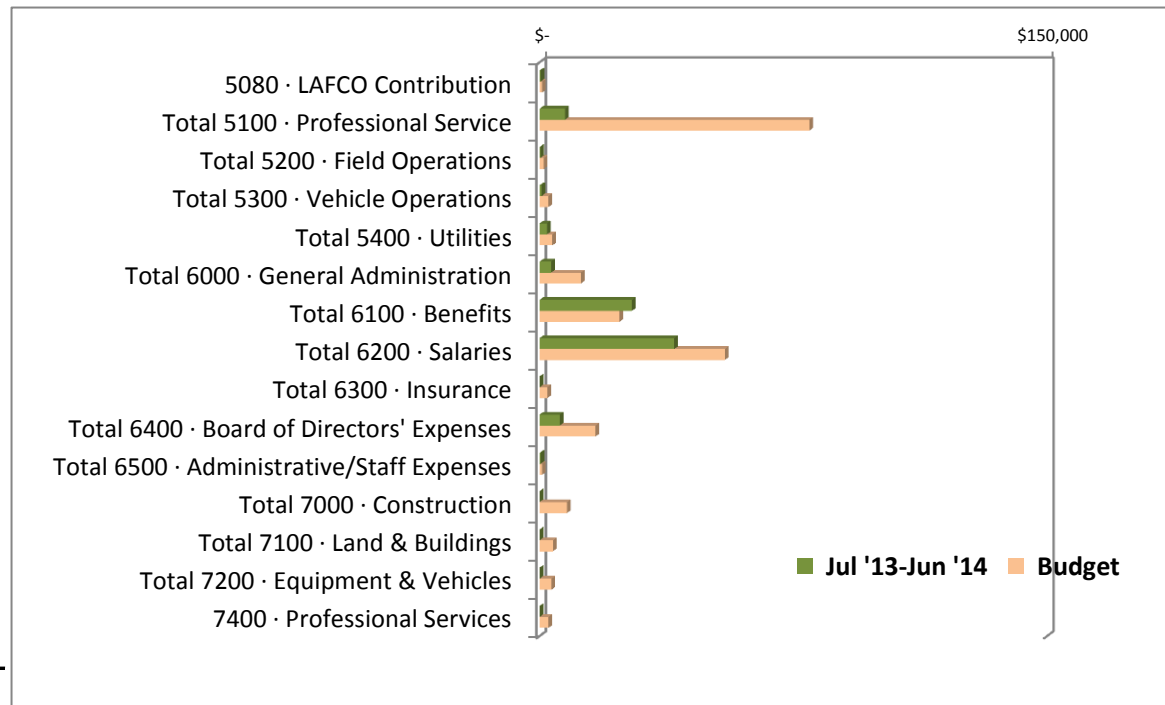
SBVWCD - All Enterprises Budget and Actual

July 2013

REVENUE	Jul '13-Jun '14	Budget
Total 4010 · Interest Income	\$ (30)	\$ 5,000
Total 4020 · Groundwater Charge	\$ 306,947	\$ 327,373
4025 · Wash Plan Revenue	\$ -	\$ 34,650
Total 4030 · Mining Income	\$ 26,798	\$ 31,653
4040 · Miscellaneous Income	\$ 2,476	\$ 2,083
4050 · Property Tax	\$ 117	\$ 6,333
4055 · SBVMWD Spreading Agreement Reim	\$ -	\$ -
Total 4060 · Property Income	\$ 1,575	\$ 1,575
4065 · Redlands Plaza	\$ 8,589	\$ 7,657
4080 · Exchange Plan	\$ -	\$ -
Total Revenue without Wash Plan	\$ 346,473	\$ 416,324

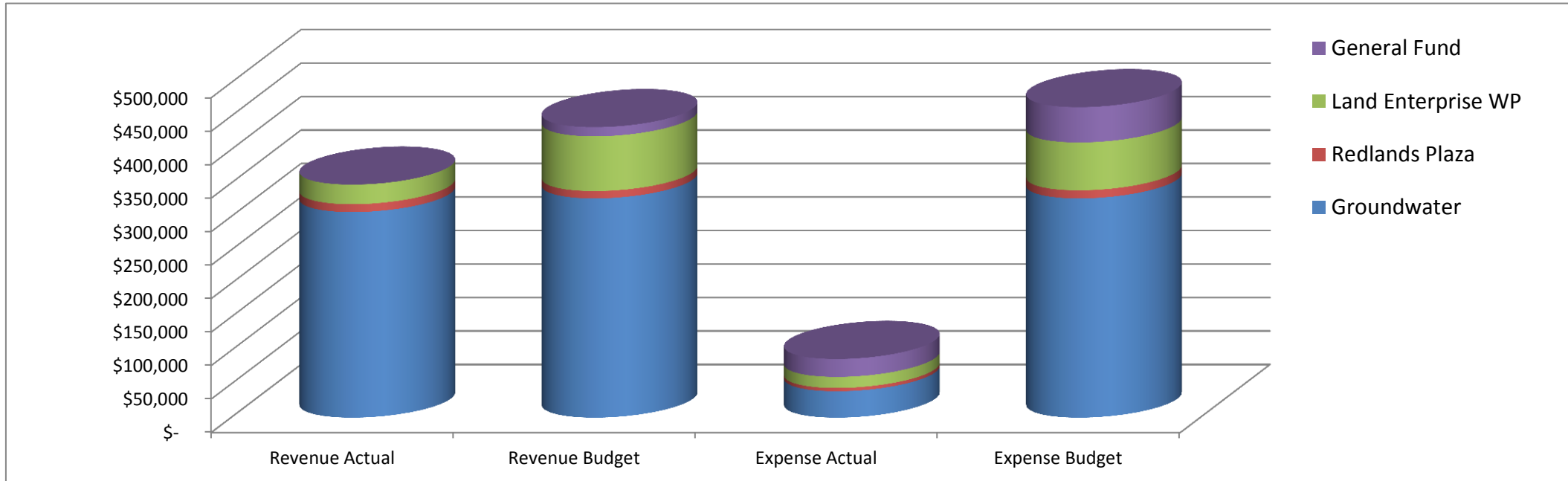


EXPENSES Operating and Capital	Jul '13-Jun '14	Budget
5080 · LAFCO Contribution	\$ 327	\$ 779
Total 5100 · Professional Service	\$ 7,566	\$ 79,601
Total 5200 · Field Operations	\$ 219	\$ 1,293
Total 5300 · Vehicle Operations	\$ 560	\$ 2,625
Total 5400 · Utilities	\$ 2,203	\$ 3,824
Total 6000 · General Administration	\$ 3,436	\$ 12,197
Total 6100 · Benefits	\$ 27,271	\$ 23,643
Total 6200 · Salaries	\$ 39,736	\$ 54,658
Total 6300 · Insurance	\$ -	\$ 2,254
Total 6400 · Board of Directors' Expenses	\$ 5,958	\$ 16,523
Total 6500 · Administrative/Staff Expenses	\$ 295	\$ 769
Total 7000 · Construction	\$ -	\$ 8,125
Total 7100 · Land & Buildings	\$ -	\$ 3,937
Total 7200 · Equipment & Vehicles	\$ -	\$ 3,583
7400 · Professional Services	\$ -	\$ 2,646
Total Expense without Wash Plan	\$ 87,570	\$ 216,457



**Note: GL 4010 is negative due to an estimation by accountant to close out books for audit

Enterprises



Enterprise	Actual	Budget	% of Budget
Groundwater Revenue	\$ 306,947	\$ 327,373	94%
Groundwater Expense	\$ 39,375	\$ 64,374	61%
Revenue -Expense	\$ 267,573	\$ 262,999	
Redlands Plaza Revenue	\$ 11,761	\$ 10,899	108%
Redlands Plaza Expense	\$ 4,909	\$ 12,020	41%
Revenue -Expense	\$ 6,852	\$ (1,121)	
Land Enterprise and Wash Plan Revenue	\$ 29,258	\$ 81,865	36%
Land Enterprise and Wash Plan Expense	\$ 16,594	\$ 71,459	23%
Revenue -Expense	\$ 12,665	\$ 10,407	
General Fund Revenue	\$ 103	\$ 13,608	1%
General Fund Expense	\$ 26,692	\$ 52,698	51%
Revenue -Expense	\$ (26,589)	\$ (39,089)	
Total All Revenue - Expense	\$ 260,500	\$ 233,195	

Cash Status	As of 7/1/2013	As of 7/31/2013
LAIF	\$ 444,140.23	\$ 444,409.91
Cal Trust	\$ 6,041,653.21	\$ 6,809,781.14
Citizens Bank	\$ 992,497.69	\$ 529,231.72
	\$ 6,193,926.82	\$ 7,494,726.58
Less Cal Trust	\$ (5,000,000.00)	\$ (5,000,000.00)
Total	\$ 1,193,926.82	\$ 2,494,726.58
	Increase of	\$ 1,300,799.76

San Bernardino Valley Water Conservation District Profit & Loss To Date vs. Annual Budget

	<u>Jul '13 - Jun 14</u>	<u>Budget</u>	<u>\$ Over Budget</u>	<u>% of Budget</u>
Ordinary Income/Expense				
Income				
4010 - Interest Income				
4012 - LAIF	-30.32	2,000.00	-2,030.32	-1.52%
4013 - Caltrust Investment Income	18,127.93	60,000.00	-41,872.07	30.21%
4010 - Interest Income - Other	0.00	0.00	0.00	0.0%
Total 4010 - Interest Income	<u>18,097.61</u>	<u>62,000.00</u>	<u>-43,902.39</u>	<u>29.19%</u>
4020 - Groundwater Charge				
4021 - Assessments - Ag	20,917.11	38,465.00	-17,547.89	54.38%
4023 - Assessments - Non-Ag	315,058.13	716,280.00	-401,221.87	43.99%
Total 4020 - Groundwater Charge	<u>335,975.24</u>	<u>754,745.00</u>	<u>-418,769.76</u>	<u>44.52%</u>
4025 - Wash Plan Revenue	0.00	415,800.00	-415,800.00	0.0%
4030 - Mining Income				
4031 - Plant Site - CEMEX	4,000.00	48,000.00	-44,000.00	8.33%
4032 - Cemex - Royalty / Lease	20,833.33	308,333.33	-287,500.00	6.76%
4034 - Redlands Aggregate 5% Royalty	0.00	36,000.00	-36,000.00	0.0%
4036 - Aggregate Maintenance	1,965.00	23,500.00	-21,535.00	8.36%
Total 4030 - Mining Income	<u>26,798.33</u>	<u>415,833.33</u>	<u>-389,035.00</u>	<u>6.44%</u>
4040 - Miscellaneous Income	2,476.00	25,000.00	-22,524.00	9.9%
4050 - Property Tax	117.46	76,000.00	-75,882.54	0.16%
4055 - SBVMWD Spreading Agreement Reim	0.00	350,000.00	-350,000.00	0.0%
4060 - Property Income				
4062 - Mentone Property	3,150.00	18,900.00	-15,750.00	16.67%
Total 4060 - Property Income	<u>3,150.00</u>	<u>18,900.00</u>	<u>-15,750.00</u>	<u>16.67%</u>
4065 - Redlands Plaza	10,666.74	91,883.56	-81,216.82	11.61%
4066 - Redlands Plaza CAM	2,024.42	20,000.00	-17,975.58	10.12%
4080 - Exchange Plan	0.00	30,000.00	-30,000.00	0.0%
4086 - Plunge Creek IRWMP	0.00	189,050.00	-189,050.00	0.0%
Total Income	<u>399,305.80</u>	<u>2,449,211.89</u>	<u>-2,049,906.09</u>	<u>16.3%</u>
Gross Profit	399,305.80	2,449,211.89	-2,049,906.09	16.3%
Expense				
5050 - Regional Programs				
5080 - LAFCO Contribution	327.07	9,345.83	-9,018.76	3.5%
5082 - Plunge Creek	0.00	8,617.03	-8,617.03	0.0%
Total 5050 - Regional Programs	<u>327.07</u>	<u>17,962.86</u>	<u>-17,635.79</u>	<u>1.82%</u>

San Bernardino Valley Water Conservation District Profit & Loss To Date vs. Annual Budget

	<u>Jul '13 - Jun 14</u>	<u>Budget</u>	<u>\$ Over Budget</u>	<u>% of Budget</u>
5100 - Professional Service				
5120 - Misc. Professional Services	46.00	120,000.00	-119,954.00	0.04%
5122 - Wash Plan Professional Services	5,722.60	127,000.00	-121,277.40	4.51%
5124 - Plunge Creek Prof Services	0.00	179,510.00	-179,510.00	0.0%
5125 - Engineering Services	0.00	15,000.00	-15,000.00	0.0%
5130 - Aerial Photography & Surveying	0.00	1,000.00	-1,000.00	0.0%
5145 - Environmental Services (WP)	0.00	213,000.00	-213,000.00	0.0%
5160 - IT Support	0.00	7,500.00	-7,500.00	0.0%
5170 - Audit	7,520.00	19,000.00	-11,480.00	39.58%
5175 - Legal - Wash Plan	0.00	42,000.00	-42,000.00	0.0%
5180 - Legal	0.00	120,000.00	-120,000.00	0.0%
Total 5100 - Professional Service	13,288.60	844,010.00	-830,721.40	1.57%
5123 - Temp. Field Labor	0.00	0.00	0.00	0.0%
5175.01 - Legal Expense	0.00	0.00	0.00	0.0%
5200 - Field Operations				
5210 - Equipment Maintenance	0.00	8,000.00	-8,000.00	0.0%
5215 - Property Maintenance	218.72	7,500.00	-7,281.28	2.92%
Total 5200 - Field Operations	218.72	15,500.00	-15,281.28	1.41%
5300 - Vehicle Operations				
5310 - Vehicle Maintenance	0.00	15,000.00	-15,000.00	0.0%
5320 - Fuel	559.81	16,500.00	-15,940.19	3.39%
Total 5300 - Vehicle Operations	559.81	31,500.00	-30,940.19	1.78%
5400 - Utilities				
5410 - Alarm Service	332.82	3,000.00	-2,667.18	11.09%
5420 - Electricity	930.91	14,000.00	-13,069.09	6.65%
5430 - Mobile Phone	122.50	1,000.00	-877.50	12.25%
5440 - Telephone	352.28	7,400.00	-7,047.72	4.76%
5450 - Natural Gas	8.22	1,500.00	-1,491.78	0.55%
5460 - Water / Trash / Sewer	65.41	11,660.00	-11,594.59	0.56%
5470 - Internet Services	540.85	7,500.00	-6,959.15	7.21%
Total 5400 - Utilities	2,352.99	46,060.00	-43,707.01	5.11%
6000 - General Administration				
6001 - General Administration - Other	104.25	7,500.00	-7,395.75	1.39%
6002 - Website Administration	0.00	3,100.00	-3,100.00	0.0%
6003 - Property Tax	0.00	2,170.00	-2,170.00	0.0%
6004 - Meeting Expenses				

San Bernardino Valley Water Conservation District Profit & Loss To Date vs. Annual Budget

	<u>Jul '13 - Jun 14</u>	<u>Budget</u>	<u>\$ Over Budget</u>	<u>% of Budget</u>
6004.01 · Wash Plan Meeting expense	0.00	0.00	0.00	0.0%
6004 · Meeting Expenses - Other	-35.01	5,200.00	-5,235.01	-0.67%
Total 6004 · Meeting Expenses	-35.01	5,200.00	-5,235.01	-0.67%
6006 · Permits	0.00	1,648.00	-1,648.00	0.0%
6007 · Inter District Costs	0.00	10,000.00	-10,000.00	0.0%
6009 · Licenses	0.00	1,300.00	-1,300.00	0.0%
6010 · Surety Bond	0.00	2,000.00	-2,000.00	0.0%
6012 · Office Maintenance	0.00	3,000.00	-3,000.00	0.0%
6015 · Mentone House Maintenance	240.00	3,050.00	-2,810.00	7.87%
6016 · Redlands Plaza Maintenance	0.00	14,000.00	-14,000.00	0.0%
6018 · Janitorial Services	1,271.00	8,343.00	-7,072.00	15.23%
6019 · Janitorial Supplies	0.00	315.00	-315.00	0.0%
6020 · Vacancy Marketing-Redlands Plaz	0.00	5,817.00	-5,817.00	0.0%
6024 · Computer Equip Maint.	0.00	200.00	-200.00	0.0%
6026 · Redlands Plaza CAM expenses	1,050.90	25,000.00	-23,949.10	4.2%
6027 · Computer Supplies	0.00	650.00	-650.00	0.0%
6030 · Office Supplies	351.19	3,675.00	-3,323.81	9.56%
6032 · Small Office Equipment	0.00	0.00	0.00	0.0%
6033 · Office Equipment Rental	406.98	8,240.00	-7,833.02	4.94%
6036 · Printing	0.00	1,000.00	-1,000.00	0.0%
6039 · Postage and Overnight Delivery	251.95	1,600.00	-1,348.05	15.75%
6042 · Payroll Processing	197.95	1,500.00	-1,302.05	13.2%
6045 · Bank Service Charges	108.84	3,000.00	-2,891.16	3.63%
6051 · Uniforms	0.00	1,450.00	-1,450.00	0.0%
6060 · Outreach	75.59	5,000.00	-4,924.41	1.51%
6087 · Educational Reimbursement	0.00	2,000.00	-2,000.00	0.0%
6090 · Subscriptions/Publications	29.95	1,500.00	-1,470.05	2.0%
6091 · Public Notices	0.00	2,000.00	-2,000.00	0.0%
6093 · Memberships	0.00	20,000.00	-20,000.00	0.0%
Total 6000 · General Administration	4,053.59	144,258.00	-140,204.41	2.81%
6046 · Interest expense	0.00	0.00	0.00	0.0%
6100 · Benefits				
6110 · Vision Insurance	156.81	1,612.80	-1,455.99	9.72%
6115 · Maint/Rep. Rolling Maint. Equip	0.00	0.00	0.00	0.0%
6120 · Workers' Comp. Insurance	3,674.00	18,072.09	-14,398.09	20.33%
6130 · Dental Insurance	707.39	6,462.00	-5,754.61	10.95%
6140 · State Unemployment Insurance	0.00	0.00	0.00	0.0%
6150 · Medical Insurance	7,955.02	74,962.51	-67,007.49	10.61%
6160 · Payroll Taxes-Employer	2,719.48	45,521.63	-42,802.15	5.97%

San Bernardino Valley Water Conservation District Profit & Loss To Date vs. Annual Budget

	<u>Jul '13 - Jun 14</u>	<u>Budget</u>	<u>\$ Over Budget</u>	<u>% of Budget</u>
6170 · PERS Retirement	6,127.06	118,780.01	-112,652.95	5.16%
6100 · Benefits - Other	0.00	0.00	0.00	0.0%
Total 6100 · Benefits	21,339.76	265,411.04	-244,071.28	8.04%
6200 · Salaries				
6230 · Regular Salaries	30,308.74	655,900.87	-625,592.13	4.62%
6231 · Salary Overhead Charge	0.00	0.00	0.00	0.0%
Total 6200 · Salaries	30,308.74	655,900.87	-625,592.13	4.62%
6250 · Allocated Overhead	0.00	0.00	0.00	0.0%
6300 · Insurance				
6310 · Property/ Auto Insurance	0.00	6,924.00	-6,924.00	0.0%
6320 · General Liability Insurance	0.00	20,124.00	-20,124.00	0.0%
Total 6300 · Insurance	0.00	27,048.00	-27,048.00	0.0%
6400 · Board of Directors' Expenses				
6401 · Directors' Fees	5,516.00	79,000.00	-73,484.00	6.98%
6410 · Mileage	121.71	3,000.00	-2,878.29	4.06%
6415 · Air Fare	0.00	4,750.00	-4,750.00	0.0%
6420 · Other Travel	0.00	500.00	-500.00	0.0%
6425 · Meals	85.00	2,930.37	-2,845.37	2.9%
6430 · Lodging	0.00	3,500.00	-3,500.00	0.0%
6435 · Conf/Seminar Registrations	235.00	4,590.00	-4,355.00	5.12%
6440 · Election Fees / Re-Districting	0.00	100,000.00	-100,000.00	0.0%
Total 6400 · Board of Directors' Expenses	5,957.71	198,270.37	-192,312.66	3.01%
6500 · Administrative/Staff Expenses				
6505 · Mtg. Support Expense (food, bev	0.00	0.00	0.00	0.0%
6510 · Mileage	138.41	1,900.00	-1,761.59	7.29%
6515 · Air Fare	0.00	1,500.00	-1,500.00	0.0%
6520 · Travel, Other (rental car, taxi	0.00	500.00	-500.00	0.0%
6525 · Meals	18.68	1,500.00	-1,481.32	1.25%
6530 · Lodging	0.00	1,200.00	-1,200.00	0.0%
6535 · Conf/Seminar Registrations	138.00	2,631.32	-2,493.32	5.25%
Total 6500 · Administrative/Staff Expenses	295.09	9,231.32	-8,936.23	3.2%
6700 · Depreciation Expense	0.00	0.00	0.00	0.0%
8010 · Capital Reserve GWE/Rate Stabil	0.00	20,000.00	-20,000.00	0.0%
Total Expense	78,702.08	2,275,152.46	-2,196,450.38	3.46%
Net Ordinary Income	320,603.72	174,059.43	146,544.29	184.19%

San Bernardino Valley Water Conservation District Profit & Loss To Date vs. Annual Budget

	<u>Jul '13 - Jun 14</u>	<u>Budget</u>	<u>\$ Over Budget</u>	<u>% of Budget</u>
Other Income/Expense				
Other Expense				
7000 · Construction				
7010 · Materials	0.00	7,500.00	-7,500.00	0.0%
7050 · Basins- Capital Annual Repair	0.00	60,000.00	-60,000.00	0.0%
7055 · Plunge Creek Expansion	0.00	30,000.00	-30,000.00	0.0%
Total 7000 · Construction	<u>0.00</u>	<u>97,500.00</u>	<u>-97,500.00</u>	<u>0.0%</u>
7100 · Land & Buildings				
7110 · Property Capital Repairs	0.00	30,000.00	-30,000.00	0.0%
7130 · Mentone Property (House)-CapRep	0.00	1,746.00	-1,746.00	0.0%
7140 · Mentone Property (Shop)-CapRep	0.00	15,500.00	-15,500.00	0.0%
Total 7100 · Land & Buildings	<u>0.00</u>	<u>47,246.00</u>	<u>-47,246.00</u>	<u>0.0%</u>
7200 · Equipment & Vehicles				
7210 · Computer Hardware-Capital Purch	0.00	4,500.00	-4,500.00	0.0%
7220 · Computer Software	0.00	3,500.00	-3,500.00	0.0%
7230 · Field Equipment / Vehicles	0.00	35,000.00	-35,000.00	0.0%
7240 · Office Equipment	0.00	0.00	0.00	0.0%
Total 7200 · Equipment & Vehicles	<u>0.00</u>	<u>43,000.00</u>	<u>-43,000.00</u>	<u>0.0%</u>
7400 · Professional Services Capital				
7438 · Engineering Services-Other	0.00	31,750.00	-31,750.00	0.0%
Total 7400 · Professional Services Capital	<u>0.00</u>	<u>31,750.00</u>	<u>-31,750.00</u>	<u>0.0%</u>
Total Other Expense	<u>0.00</u>	<u>219,496.00</u>	<u>-219,496.00</u>	<u>0.0%</u>
Net Other Income	<u>0.00</u>	<u>-219,496.00</u>	<u>219,496.00</u>	<u>0.0%</u>
Net Income	<u><u>320,603.72</u></u>	<u><u>-45,436.57</u></u>	<u><u>366,040.29</u></u>	<u><u>-705.61%</u></u>

San Bernardino Valley Water Conservation District Profit & Loss Budget vs. Actual by Class July 2013

	1-Groundwater Ent.			
	Jul 13	Budget	\$ Over Budget	% of Budget
Ordinary Income/Expense				
Income				
4010 · Interest Income				
4012 · LAIF	0.00			
4013 · Caltrust Investment Income	0.00			
4010 · Interest Income - Other	0.00	0.00	0.00	0.0%
Total 4010 · Interest Income	0.00	0.00	0.00	0.0%
4020 · Groundwater Charge				
4021 · Assessments - Ag	20,248.72	19,232.50	1,016.22	105.3%
4023 · Assessments - Non-Ag	286,698.67	308,140.00	-21,441.33	93.0%
Total 4020 · Groundwater Charge	306,947.39	327,372.50	-20,425.11	93.8%
4025 · Wash Plan Revenue	0.00			
4030 · Mining Income				
4031 · Plant Site - CEMEX	0.00			
4032 · Cemex - Royalty / Lease	0.00			
4034 · Redlands Aggregate 5% Royalty	0.00			
4036 · Aggregate Maintenance	0.00			
Total 4030 · Mining Income	0.00			
4040 · Miscellaneous Income	0.00	0.00	0.00	0.0%
4050 · Property Tax	0.00			
4055 · SBVMWD Spreading Agreement Reim	0.00	0.00	0.00	0.0%
4060 · Property Income				
4062 · Mentone Property	0.00			
Total 4060 · Property Income	0.00			
4065 · Redlands Plaza	0.00			
4066 · Redlands Plaza CAM	0.00			
4080 · Exchange Plan	0.00	0.00	0.00	0.0%
4086 · Plunge Creek IRWMP	0.00			
Total Income	306,947.39	327,372.50	-20,425.11	93.8%
Gross Profit	306,947.39	327,372.50	-20,425.11	93.8%
Expense				
5050 · Regional Programs				
5080 · LAFCO Contribution	0.00			
5082 · Plunge Creek	0.00			
Total 5050 · Regional Programs	0.00			
5100 · Professional Service				
5120 · Misc. Professional Services	0.00	0.00	0.00	0.0%
5122 · Wash Plan Professional Services	0.00			
5124 · Plunge Creek Prof Services	0.00	1,495.88	-1,495.88	0.0%
5125 · Engineering Services	0.00	1,250.00	-1,250.00	0.0%
5130 · Aerial Photography & Surveying	0.00			
5145 · Environmental Services (WP)	0.00			
5160 · IT Support	0.00	333.37	-333.37	0.0%
5170 · Audit	4,211.20	6,000.00	-1,788.80	70.2%
5175 · Legal - Wash Plan	0.00			
5180 · Legal	0.00	5,000.00	-5,000.00	0.0%
Total 5100 · Professional Service	4,211.20	14,079.25	-9,868.05	29.9%
5200 · Field Operations				
5210 · Equipment Maintenance	0.00	668.00	-668.00	0.0%
5215 · Property Maintenance	218.72	625.00	-406.28	35.0%
Total 5200 · Field Operations	218.72	1,293.00	-1,074.28	16.9%
5300 · Vehicle Operations				
5310 · Vehicle Maintenance	0.00	1,250.00	-1,250.00	0.0%
5320 · Fuel	559.81	1,375.00	-815.19	40.7%
Total 5300 · Vehicle Operations	559.81	2,625.00	-2,065.19	21.3%

San Bernardino Valley Water Conservation District
Profit & Loss Budget vs. Actual by Class
July 2013

	1-Groundwater Ent.			
	Jul 13	Budget	\$ Over Budget	% of Budget
5400 · Utilities				
5410 · Alarm Service	91.41	125.00	-33.59	73.1%
5420 · Electricity	171.69	233.37	-61.68	73.6%
5430 · Mobile Phone	70.00	81.12	-11.12	86.3%
5440 · Telephone	102.24	185.00	-82.76	55.3%
5450 · Natural Gas	3.29	50.00	-46.71	6.6%
5460 · Water / Trash / Sewer	65.41	388.63	-323.22	16.8%
5470 · Internet Services	137.25	187.50	-50.25	73.2%
Total 5400 · Utilities	641.29	1,250.62	-609.33	51.3%
6000 · General Administration				
6001 · General Administration - Other	52.12	312.50	-260.38	16.7%
6002 · Website Administration	0.00			
6003 · Property Tax	0.00			
6004 · Meeting Expenses	0.00			
6006 · Permits	0.00	68.63	-68.63	0.0%
6007 · Inter District Costs	0.00	312.50	-312.50	0.0%
6009 · Licenses	0.00	86.63	-86.63	0.0%
6010 · Surety Bond	0.00			
6012 · Office Maintenance	0.00			
6015 · Mentone House Maintenance	0.00			
6016 · Redlands Plaza Maintenance	0.00			
6018 · Janitorial Services	0.00			
6019 · Janitorial Supplies	0.00	10.50	-10.50	0.0%
6020 · Vacancy Marketing-Redlands Plaz	0.00			
6024 · Computer Equip Maint.	0.00	10.38	-10.38	0.0%
6026 · Redlands Plaza CAM expenses	0.00			
6027 · Computer Supplies	0.00	10.87	-10.87	0.0%
6030 · Office Supplies	17.56	15.34	2.22	114.5%
6032 · Small Office Equipment	0.00			
6033 · Office Equipment Rental	20.35	34.37	-14.02	59.2%
6036 · Printing	0.00	33.37	-33.37	0.0%
6039 · Postage and Overnight Delivery	62.99	33.37	29.62	188.8%
6042 · Payroll Processing	0.00			
6045 · Bank Service Charges	0.00			
6051 · Uniforms	0.00	145.00	-145.00	0.0%
6060 · Outreach	0.00	167.00	-167.00	0.0%
6087 · Educational Reimbursement	0.00			
6090 · Subscriptions/Publications	0.00			
6091 · Public Notices	0.00	0.00	0.00	0.0%
6093 · Memberships	0.00			
Total 6000 · General Administration	153.02	1,240.46	-1,087.44	12.3%
6100 · Benefits				
6110 · Vision Insurance	79.42	68.11	11.31	116.6%
6120 · Workers' Comp. Insurance	1,860.88	2,288.69	-427.81	81.3%
6130 · Dental Insurance	358.29	272.75	85.54	131.4%
6150 · Medical Insurance	4,029.21	3,164.45	864.76	127.3%
6160 · Payroll Taxes-Employer	706.35	1,921.66	-1,215.31	36.8%
6170 · PERS Retirement	5,703.45	5,014.18	689.27	113.7%
Total 6100 · Benefits	12,737.60	12,729.84	7.76	100.1%
6200 · Salaries				
6230 · Regular Salaries	20,850.43	27,688.15	-6,837.72	75.3%
Total 6200 · Salaries	20,850.43	27,688.15	-6,837.72	75.3%
6300 · Insurance				
6310 · Property/ Auto Insurance	0.00	432.75	-432.75	0.0%
6320 · General Liability Insurance	0.00	1,257.75	-1,257.75	0.0%
Total 6300 · Insurance	0.00	1,690.50	-1,690.50	0.0%

San Bernardino Valley Water Conservation District
Profit & Loss Budget vs. Actual by Class
 July 2013

	1-Groundwater Ent.			
	Jul 13	Budget	\$ Over Budget	% of Budget
6400 · Board of Directors' Expenses				
6401 · Directors' Fees	0.00			
6410 · Mileage	0.00			
6415 · Air Fare	0.00			
6420 · Other Travel	0.00			
6425 · Meals	0.00			
6430 · Lodging	0.00			
6435 · Conf/Seminar Registrations	0.00			
6440 · Election Fees / Re-Districting	0.00			
Total 6400 · Board of Directors' Expenses	0.00			
6500 · Administrative/Staff Expenses				
6510 · Mileage	2.68	31.63	-28.95	8.5%
6515 · Air Fare	0.00	25.00	-25.00	0.0%
6520 · Travel, Other (rental car, taxi	0.00	8.37	-8.37	0.0%
6525 · Meals	0.00	25.00	-25.00	0.0%
6530 · Lodging	0.00	20.00	-20.00	0.0%
6535 · Conf/Seminar Registrations	0.00			
Total 6500 · Administrative/Staff Expenses	2.68	110.00	-107.32	2.4%
8010 · Capital Reserve GWE/Rate Stabil	0.00	1,667.00	-1,667.00	0.0%
Total Expense	39,374.75	64,373.82	-24,999.07	61.2%
Net Ordinary Income	267,572.64	262,998.68	4,573.96	101.7%
Other Income/Expense				
Other Expense				
7000 · Construction				
7010 · Materials	0.00	625.00	-625.00	0.0%
7050 · Basins- Capital Annual Repair	0.00	5,000.00	-5,000.00	0.0%
7055 · Plunge Creek Expansion	0.00	2,500.00	-2,500.00	0.0%
Total 7000 · Construction	0.00	8,125.00	-8,125.00	0.0%
7100 · Land & Buildings				
7110 · Property Capital Repairs	0.00	2,250.00	-2,250.00	0.0%
7130 · Mentone Property (House)-CapRep	0.00			
7140 · Mentone Property (Shop)-CapRep	0.00	1,291.63	-1,291.63	0.0%
Total 7100 · Land & Buildings	0.00	3,541.63	-3,541.63	0.0%
7200 · Equipment & Vehicles				
7210 · Computer Hardware-Capital Purch	0.00	37.50	-37.50	0.0%
7220 · Computer Software	0.00	87.50	-87.50	0.0%
7230 · Field Equipment / Vehicles	0.00	2,916.63	-2,916.63	0.0%
7240 · Office Equipment	0.00			
Total 7200 · Equipment & Vehicles	0.00	3,041.63	-3,041.63	0.0%
7400 · Professional Services Capital				
7438 · Engineering Services-Other	0.00	2,645.87	-2,645.87	0.0%
Total 7400 · Professional Services Capital	0.00	2,645.87	-2,645.87	0.0%
Total Other Expense	0.00	17,354.13	-17,354.13	0.0%
Net Other Income	0.00	-17,354.13	17,354.13	0.0%
Net Income	267,572.64	245,644.55	21,928.09	108.9%

San Bernardino Valley Water Conservation District
Profit & Loss Budget vs. Actual by Class
 July 2013

	2-Redlands Plaza/Mentone Ent.			
	Jul 13	Budget	\$ Over Budget	% of Budget
Ordinary Income/Expense				
Income				
4010 · Interest Income				
4012 · LAIF	0.00			
4013 · Caltrust Investment Income	0.00			
4010 · Interest Income - Other	0.00			
Total 4010 · Interest Income	0.00			
4020 · Groundwater Charge				
4021 · Assessments - Ag	0.00			
4023 · Assessments - Non-Ag	0.00			
Total 4020 · Groundwater Charge	0.00			
4025 · Wash Plan Revenue	0.00			
4030 · Mining Income				
4031 · Plant Site - CEMEX	0.00			
4032 · Cemex - Royalty / Lease	0.00			
4034 · Redlands Aggregate 5% Royalty	0.00			
4036 · Aggregate Maintenance	0.00			
Total 4030 · Mining Income	0.00			
4040 · Miscellaneous Income	0.00			
4050 · Property Tax	0.00			
4055 · SBVMWD Spreading Agreement Reim	0.00			
4060 · Property Income				
4062 · Mentone Property	1,575.00	1,575.00	0.00	100.0%
Total 4060 · Property Income	1,575.00	1,575.00	0.00	100.0%
4065 · Redlands Plaza	8,589.37	7,657.00	932.37	112.2%
4066 · Redlands Plaza CAM	1,596.85	1,667.00	-70.15	95.8%
4080 · Exchange Plan	0.00			
4086 · Plunge Creek IRWMP	0.00			
Total Income	11,761.22	10,899.00	862.22	107.9%
Gross Profit	11,761.22	10,899.00	862.22	107.9%
Expense				
5050 · Regional Programs				
5080 · LAFCO Contribution	0.00			
5082 · Plunge Creek	0.00			
Total 5050 · Regional Programs	0.00			
5100 · Professional Service				
5120 · Misc. Professional Services	0.00			
5122 · Wash Plan Professional Services	0.00			
5124 · Plunge Creek Prof Services	0.00			
5125 · Engineering Services	0.00			
5130 · Aerial Photography & Surveying	0.00			
5145 · Environmental Services (WP)	0.00			
5160 · IT Support	0.00			
5170 · Audit	1,128.00	1,850.00	-722.00	61.0%
5175 · Legal - Wash Plan	0.00			
5180 · Legal	0.00	1,000.00	-1,000.00	0.0%
Total 5100 · Professional Service	1,128.00	2,850.00	-1,722.00	39.6%
5200 · Field Operations				
5210 · Equipment Maintenance	0.00			
5215 · Property Maintenance	0.00	0.00	0.00	0.0%
Total 5200 · Field Operations	0.00	0.00	0.00	0.0%
5300 · Vehicle Operations				
5310 · Vehicle Maintenance	0.00			
5320 · Fuel	0.00			
Total 5300 · Vehicle Operations	0.00			

San Bernardino Valley Water Conservation District
Profit & Loss Budget vs. Actual by Class
July 2013

	2-Redlands Plaza/Mentone Ent.			
	Jul 13	Budget	\$ Over Budget	% of Budget
5400 · Utilities				
5410 · Alarm Service	0.00			
5420 · Electricity	338.22	607.00	-268.78	55.7%
5430 · Mobile Phone	0.00			
5440 · Telephone	0.00			
5450 · Natural Gas	0.00			
5460 · Water / Trash / Sewer	0.00	0.00	0.00	0.0%
5470 · Internet Services	14.54	31.25	-16.71	46.5%
Total 5400 · Utilities	352.76	638.25	-285.49	55.3%
6000 · General Administration				
6001 · General Administration - Other	0.00			
6002 · Website Administration	0.00			
6003 · Property Tax	0.00			
6004 · Meeting Expenses	0.00			
6006 · Permits	0.00			
6007 · Inter District Costs	0.00			
6009 · Licenses	0.00			
6010 · Surety Bond	0.00			
6012 · Office Maintenance	0.00	150.00	-150.00	0.0%
6015 · Mentone House Maintenance	240.00	254.13	-14.13	94.4%
6016 · Redlands Plaza Maintenance	0.00	1,167.00	-1,167.00	0.0%
6018 · Janitorial Services	0.00			
6019 · Janitorial Supplies	0.00			
6020 · Vacancy Marketing-Redlands Plaz	0.00	484.75	-484.75	0.0%
6024 · Computer Equip Maint.	0.00	1.63	-1.63	0.0%
6026 · Redlands Plaza CAM expenses	1,050.90	2,083.37	-1,032.47	50.4%
6027 · Computer Supplies	0.00	5.38	-5.38	0.0%
6030 · Office Supplies	35.12	30.57	4.55	114.9%
6032 · Small Office Equipment	0.00			
6033 · Office Equipment Rental	61.05	103.00	-41.95	59.3%
6036 · Printing	0.00			
6039 · Postage and Overnight Delivery	25.20	13.37	11.83	188.5%
6042 · Payroll Processing	0.00			
6045 · Bank Service Charges	0.00			
6051 · Uniforms	0.00			
6060 · Outreach	0.00			
6087 · Educational Reimbursement	0.00			
6090 · Subscriptions/Publications	0.00			
6091 · Public Notices	0.00			
6093 · Memberships	0.00			
Total 6000 · General Administration	1,412.27	4,293.20	-2,880.93	32.9%
6100 · Benefits				
6110 · Vision Insurance	7.97	6.82	1.15	116.9%
6120 · Workers' Comp. Insurance	186.64	76.52	110.12	243.9%
6130 · Dental Insurance	35.94	27.37	8.57	131.3%
6150 · Medical Insurance	404.12	317.42	86.70	127.3%
6160 · Payroll Taxes-Employer	0.00	192.69	-192.69	0.0%
6170 · PERS Retirement	623.80	502.95	120.85	124.0%
Total 6100 · Benefits	1,258.47	1,123.77	134.70	112.0%
6200 · Salaries				
6230 · Regular Salaries	757.98	2,777.16	-2,019.18	27.3%
Total 6200 · Salaries	757.98	2,777.16	-2,019.18	27.3%
6300 · Insurance				
6310 · Property/ Auto Insurance	0.00	86.55	-86.55	0.0%
6320 · General Liability Insurance	0.00	251.55	-251.55	0.0%
Total 6300 · Insurance	0.00	338.10	-338.10	0.0%

San Bernardino Valley Water Conservation District
Profit & Loss Budget vs. Actual by Class
July 2013

	2-Redlands Plaza/Mentone Ent.			
	Jul 13	Budget	\$ Over Budget	% of Budget
6400 · Board of Directors' Expenses				
6401 · Directors' Fees	0.00			
6410 · Mileage	0.00			
6415 · Air Fare	0.00			
6420 · Other Travel	0.00			
6425 · Meals	0.00			
6430 · Lodging	0.00			
6435 · Conf/Seminar Registrations	0.00			
6440 · Election Fees / Re-Districting	0.00			
Total 6400 · Board of Directors' Expenses	0.00			
6500 · Administrative/Staff Expenses				
6510 · Mileage	0.00			
6515 · Air Fare	0.00			
6520 · Travel, Other (rental car, taxi	0.00			
6525 · Meals	0.00			
6530 · Lodging	0.00			
6535 · Conf/Seminar Registrations	0.00			
Total 6500 · Administrative/Staff Expenses	0.00			
8010 · Capital Reserve GWE/Rate Stabil	0.00			
Total Expense	4,909.48	12,020.48	-7,111.00	40.8%
Net Ordinary Income	6,851.74	-1,121.48	7,973.22	-611.0%
Other Income/Expense				
Other Expense				
7000 · Construction				
7010 · Materials	0.00			
7050 · Basins- Capital Annual Repair	0.00			
7055 · Plunge Creek Expansion	0.00			
Total 7000 · Construction	0.00			
7100 · Land & Buildings				
7110 · Property Capital Repairs	0.00			
7130 · Mentone Property (House)-CapRep	0.00	145.50	-145.50	0.0%
7140 · Mentone Property (Shop)-CapRep	0.00			
Total 7100 · Land & Buildings	0.00	145.50	-145.50	0.0%
7200 · Equipment & Vehicles				
7210 · Computer Hardware-Capital Purch	0.00			
7220 · Computer Software	0.00			
7230 · Field Equipment / Vehicles	0.00			
7240 · Office Equipment	0.00			
Total 7200 · Equipment & Vehicles	0.00			
7400 · Professional Services Capital				
7438 · Engineering Services-Other	0.00			
Total 7400 · Professional Services Capital	0.00			
Total Other Expense	0.00	145.50	-145.50	0.0%
Net Other Income	0.00	-145.50	145.50	0.0%
Net Income	6,851.74	-1,266.98	8,118.72	-540.8%

San Bernardino Valley Water Conservation District Profit & Loss Budget vs. Actual by Class July 2013

	3-Land Resource/Wash & Mine Ent			
	Jul 13	Budget	\$ Over Budget	% of Budget
Ordinary Income/Expense				
Income				
4010 · Interest Income				
4012 · LAIF	0.00			
4013 · Caltrust Investment Income	0.00			
4010 · Interest Income - Other	0.00			
Total 4010 · Interest Income	<u>0.00</u>			
4020 · Groundwater Charge				
4021 · Assessments - Ag	0.00			
4023 · Assessments - Non-Ag	0.00			
Total 4020 · Groundwater Charge	<u>0.00</u>			
4025 · Wash Plan Revenue	0.00	34,650.00	-34,650.00	0.0%
4030 · Mining Income				
4031 · Plant Site - CEMEX	4,000.00	4,000.00	0.00	100.0%
4032 · Cemex - Royalty / Lease	20,833.33	25,694.49	-4,861.16	81.1%
4034 · Redlands Aggregate 5% Royalty	0.00	0.00	0.00	0.0%
4036 · Aggregate Maintenance	1,965.00	1,958.37	6.63	100.3%
Total 4030 · Mining Income	<u>26,798.33</u>	<u>31,652.86</u>	<u>-4,854.53</u>	<u>84.7%</u>
4040 · Miscellaneous Income	2,460.00	520.87	1,939.13	472.3%
4050 · Property Tax	0.00			
4055 · SBVMWD Spreading Agreement Reim	0.00	0.00	0.00	0.0%
4060 · Property Income				
4062 · Mentone Property	0.00			
Total 4060 · Property Income	<u>0.00</u>			
4065 · Redlands Plaza	0.00			
4066 · Redlands Plaza CAM	0.00			
4080 · Exchange Plan	0.00			
4086 · Plunge Creek IRWMP	0.00	15,041.63	-15,041.63	0.0%
Total Income	<u>29,258.33</u>	<u>81,865.36</u>	<u>-52,607.03</u>	<u>35.7%</u>
Gross Profit	29,258.33	81,865.36	-52,607.03	35.7%
Expense				
5050 · Regional Programs				
5080 · LAFCO Contribution	0.00			
5082 · Plunge Creek	0.00	718.04	-718.04	0.0%
Total 5050 · Regional Programs	<u>0.00</u>	<u>718.04</u>	<u>-718.04</u>	<u>0.0%</u>
5100 · Professional Service				
5120 · Misc. Professional Services	0.00	0.00	0.00	0.0%
5122 · Wash Plan Professional Services	0.00	10,583.37	-10,583.37	0.0%
5124 · Plunge Creek Prof Services	0.00	13,463.25	-13,463.25	0.0%
5125 · Engineering Services	0.00	0.00	0.00	0.0%
5130 · Aerial Photography & Surveying	0.00	83.37	-83.37	0.0%
5145 · Environmental Services (WP)	0.00	17,750.00	-17,750.00	0.0%
5160 · IT Support	0.00	62.50	-62.50	0.0%
5170 · Audit	1,428.80	2,000.00	-571.20	71.4%
5175 · Legal - Wash Plan	0.00	3,500.00	-3,500.00	0.0%
5180 · Legal	0.00	0.00	0.00	0.0%
Total 5100 · Professional Service	<u>1,428.80</u>	<u>47,442.49</u>	<u>-46,013.69</u>	<u>3.0%</u>
5200 · Field Operations				
5210 · Equipment Maintenance	0.00			
5215 · Property Maintenance	0.00			
Total 5200 · Field Operations	<u>0.00</u>			
5300 · Vehicle Operations				
5310 · Vehicle Maintenance	0.00			
5320 · Fuel	0.00			
Total 5300 · Vehicle Operations	<u>0.00</u>			

San Bernardino Valley Water Conservation District Profit & Loss Budget vs. Actual by Class July 2013

	3-Land Resource/Wash & Mine Ent			
	Jul 13	Budget	\$ Over Budget	% of Budget
5400 · Utilities				
5410 · Alarm Service	0.00			
5420 · Electricity	0.00			
5430 · Mobile Phone	17.50			
5440 · Telephone	0.00			
5450 · Natural Gas	0.00			
5460 · Water / Trash / Sewer	0.00	97.13	-97.13	0.0%
5470 · Internet Services	43.63	93.75	-50.12	46.5%
Total 5400 · Utilities	61.13	190.88	-129.75	32.0%
6000 · General Administration				
6001 · General Administration - Other	0.00			
6002 · Website Administration	0.00			
6003 · Property Tax	0.00			
6004 · Meeting Expenses	6.53	108.37	-101.84	6.0%
6006 · Permits	0.00			
6007 · Inter District Costs	0.00	437.50	-437.50	0.0%
6009 · Licenses	0.00			
6010 · Surety Bond	0.00	167.00	-167.00	0.0%
6012 · Office Maintenance	0.00			
6015 · Mentone House Maintenance	0.00			
6016 · Redlands Plaza Maintenance	0.00			
6018 · Janitorial Services	0.00			
6019 · Janitorial Supplies	0.00			
6020 · Vacancy Marketing-Redlands Plaz	0.00			
6024 · Computer Equip Maint.	0.00			
6026 · Redlands Plaza CAM expenses	0.00			
6027 · Computer Supplies	0.00			
6030 · Office Supplies	17.56	15.34	2.22	114.5%
6032 · Small Office Equipment	0.00			
6033 · Office Equipment Rental	20.35	34.37	-14.02	59.2%
6036 · Printing	0.00	8.37	-8.37	0.0%
6039 · Postage and Overnight Delivery	25.20	13.37	11.83	188.5%
6042 · Payroll Processing	0.00			
6045 · Bank Service Charges	0.00			
6051 · Uniforms	0.00			
6060 · Outreach	0.00	41.63	-41.63	0.0%
6087 · Educational Reimbursement	0.00			
6090 · Subscriptions/Publications	0.00			
6091 · Public Notices	0.00	16.63	-16.63	0.0%
6093 · Memberships	0.00			
Total 6000 · General Administration	69.64	842.58	-772.94	8.3%
6100 · Benefits				
6110 · Vision Insurance	45.19	38.73	6.46	116.7%
6120 · Workers' Comp. Insurance	1,058.85	434.03	624.82	244.0%
6130 · Dental Insurance	203.87	155.17	48.70	131.4%
6150 · Medical Insurance	2,292.64	1,800.19	492.45	127.4%
6160 · Payroll Taxes-Employer	1,115.00	1,093.14	21.86	102.0%
6170 · PERS Retirement	2,799.49	2,852.38	-52.89	98.1%
Total 6100 · Benefits	7,515.04	6,373.64	1,141.40	117.9%
6200 · Salaries				
6230 · Regular Salaries	7,518.27	15,750.79	-8,232.52	47.7%
Total 6200 · Salaries	7,518.27	15,750.79	-8,232.52	47.7%
6300 · Insurance				
6310 · Property/ Auto Insurance	0.00	28.85	-28.85	0.0%
6320 · General Liability Insurance	0.00	83.85	-83.85	0.0%
Total 6300 · Insurance	0.00	112.70	-112.70	0.0%

San Bernardino Valley Water Conservation District Profit & Loss Budget vs. Actual by Class July 2013

	3-Land Resource/Wash & Mine Ent			
	Jul 13	Budget	\$ Over Budget	% of Budget
6400 · Board of Directors' Expenses				
6401 · Directors' Fees	0.00			
6410 · Mileage	0.00			
6415 · Air Fare	0.00			
6420 · Other Travel	0.00			
6425 · Meals	0.00			
6430 · Lodging	0.00			
6435 · Conf/Seminar Registrations	0.00			
6440 · Election Fees / Re-Districting	0.00			
Total 6400 · Board of Directors' Expenses	<u>0.00</u>			
6500 · Administrative/Staff Expenses				
6510 · Mileage	0.67	7.88	-7.21	8.5%
6515 · Air Fare	0.00	6.25	-6.25	0.0%
6520 · Travel, Other (rental car, taxi	0.00	2.12	-2.12	0.0%
6525 · Meals	0.00	6.25	-6.25	0.0%
6530 · Lodging	0.00	5.00	-5.00	0.0%
6535 · Conf/Seminar Registrations	0.00			
Total 6500 · Administrative/Staff Expenses	<u>0.67</u>	<u>27.50</u>	<u>-26.83</u>	<u>2.4%</u>
8010 · Capital Reserve GWE/Rate Stabil	<u>0.00</u>			
Total Expense	<u>16,593.55</u>	<u>71,458.62</u>	<u>-54,865.07</u>	<u>23.2%</u>
Net Ordinary Income	12,664.78	10,406.74	2,258.04	121.7%
Other Income/Expense				
Other Expense				
7000 · Construction				
7010 · Materials	0.00			
7050 · Basins- Capital Annual Repair	0.00			
7055 · Plunge Creek Expansion	0.00			
Total 7000 · Construction	<u>0.00</u>			
7100 · Land & Buildings				
7110 · Property Capital Repairs	0.00	250.00	-250.00	0.0%
7130 · Mentone Property (House)-CapRep	0.00			
7140 · Mentone Property (Shop)-CapRep	0.00			
Total 7100 · Land & Buildings	<u>0.00</u>	<u>250.00</u>	<u>-250.00</u>	<u>0.0%</u>
7200 · Equipment & Vehicles				
7210 · Computer Hardware-Capital Purch	0.00			
7220 · Computer Software	0.00	102.12	-102.12	0.0%
7230 · Field Equipment / Vehicles	0.00			
7240 · Office Equipment	0.00			
Total 7200 · Equipment & Vehicles	<u>0.00</u>	<u>102.12</u>	<u>-102.12</u>	<u>0.0%</u>
7400 · Professional Services Capital				
7438 · Engineering Services-Other	0.00			
Total 7400 · Professional Services Capital	<u>0.00</u>			
Total Other Expense	<u>0.00</u>	<u>352.12</u>	<u>-352.12</u>	<u>0.0%</u>
Net Other Income	<u>0.00</u>	<u>-352.12</u>	<u>352.12</u>	<u>0.0%</u>
Net Income	<u><u>12,664.78</u></u>	<u><u>10,054.62</u></u>	<u><u>2,610.16</u></u>	<u><u>126.0%</u></u>

San Bernardino Valley Water Conservation District Profit & Loss Budget vs. Actual by Class July 2013

	4-General Fund Ent.			
	Jul 13	Budget	\$ Over Budget	% of Budget
Ordinary Income/Expense				
Income				
4010 · Interest Income				
4012 · LAIF	-30.32	0.00	-30.32	100.0%
4013 · Caltrust Investment Income	0.00	5,000.00	-5,000.00	0.0%
4010 · Interest Income - Other	0.00			
Total 4010 · Interest Income	-30.32	5,000.00	-5,030.32	-0.6%
4020 · Groundwater Charge				
4021 · Assessments - Ag	0.00			
4023 · Assessments - Non-Ag	0.00			
Total 4020 · Groundwater Charge	0.00			
4025 · Wash Plan Revenue	0.00			
4030 · Mining Income				
4031 · Plant Site - CEMEX	0.00			
4032 · Cemex - Royalty / Lease	0.00			
4034 · Redlands Aggregate 5% Royalty	0.00			
4036 · Aggregate Maintenance	0.00			
Total 4030 · Mining Income	0.00			
4040 · Miscellaneous Income	16.00	1,562.50	-1,546.50	1.0%
4050 · Property Tax	117.46	6,333.34	-6,215.88	1.9%
4055 · SBVMWD Spreading Agreement Reim	0.00	0.00	0.00	0.0%
4060 · Property Income				
4062 · Mentone Property	0.00			
Total 4060 · Property Income	0.00			
4065 · Redlands Plaza	0.00			
4066 · Redlands Plaza CAM	0.00			
4080 · Exchange Plan	0.00			
4086 · Plunge Creek IRWMP	0.00	712.50	-712.50	0.0%
Total Income	103.14	13,608.34	-13,505.20	0.8%
Gross Profit	103.14	13,608.34	-13,505.20	0.8%
Expense				
5050 · Regional Programs				
5080 · LAFCO Contribution	327.07	778.82	-451.75	42.0%
5082 · Plunge Creek	0.00			
Total 5050 · Regional Programs	327.07	778.82	-451.75	42.0%
5100 · Professional Service				
5120 · Misc. Professional Services	46.00	10,000.00	-9,954.00	0.5%
5122 · Wash Plan Professional Services	0.00			
5124 · Plunge Creek Prof Services	0.00			
5125 · Engineering Services	0.00			
5130 · Aerial Photography & Surveying	0.00			
5145 · Environmental Services (WP)	0.00			
5160 · IT Support	0.00	229.16	-229.16	0.0%
5170 · Audit	752.00	1,000.00	-248.00	75.2%
5175 · Legal - Wash Plan	0.00			
5180 · Legal	0.00	4,000.00	-4,000.00	0.0%
Total 5100 · Professional Service	798.00	15,229.16	-14,431.16	5.2%
5200 · Field Operations				
5210 · Equipment Maintenance	0.00			
5215 · Property Maintenance	0.00			
Total 5200 · Field Operations	0.00			
5300 · Vehicle Operations				
5310 · Vehicle Maintenance	0.00			
5320 · Fuel	0.00			
Total 5300 · Vehicle Operations	0.00			

San Bernardino Valley Water Conservation District
Profit & Loss Budget vs. Actual by Class
July 2013

	4-General Fund Ent.			
	Jul 13	Budget	\$ Over Budget	% of Budget
5400 · Utilities				
5410 · Alarm Service	91.41	125.00	-33.59	73.1%
5420 · Electricity	421.00	326.66	94.34	128.9%
5430 · Mobile Phone	35.00	2.23	32.77	1,569.5%
5440 · Telephone	250.04	431.66	-181.62	57.9%
5450 · Natural Gas	4.93	60.00	-55.07	8.2%
5460 · Water / Trash / Sewer	0.00	485.84	-485.84	0.0%
5470 · Internet Services	345.43	312.50	32.93	110.5%
Total 5400 · Utilities	1,147.81	1,743.89	-596.08	65.8%
6000 · General Administration				
6001 · General Administration - Other	52.13	312.50	-260.37	16.7%
6002 · Website Administration	0.00	258.34	-258.34	0.0%
6003 · Property Tax	0.00	180.87	-180.87	0.0%
6004 · Meeting Expenses	-41.54	325.00	-366.54	-12.8%
6006 · Permits	0.00	68.63	-68.63	0.0%
6007 · Inter District Costs	0.00	83.37	-83.37	0.0%
6009 · Licenses	0.00	21.63	-21.63	0.0%
6010 · Surety Bond	0.00			
6012 · Office Maintenance	0.00	100.00	-100.00	0.0%
6015 · Mentone House Maintenance	0.00			
6016 · Redlands Plaza Maintenance	0.00			
6018 · Janitorial Services	653.00	695.25	-42.25	93.9%
6019 · Janitorial Supplies	0.00	15.75	-15.75	0.0%
6020 · Vacancy Marketing-Redlands Plaz	0.00			
6024 · Computer Equip Maint.	0.00	4.62	-4.62	0.0%
6026 · Redlands Plaza CAM expenses	0.00			
6027 · Computer Supplies	0.00	37.88	-37.88	0.0%
6030 · Office Supplies	280.95	245.00	35.95	114.7%
6032 · Small Office Equipment	0.00	0.00	0.00	0.0%
6033 · Office Equipment Rental	305.23	515.00	-209.77	59.3%
6036 · Printing	0.00	41.63	-41.63	0.0%
6039 · Postage and Overnight Delivery	138.56	73.37	65.19	188.9%
6042 · Payroll Processing	197.95	125.00	72.95	158.4%
6045 · Bank Service Charges	108.84	250.00	-141.16	43.5%
6051 · Uniforms	0.00	300.00	-300.00	0.0%
6060 · Outreach	75.59	208.37	-132.78	36.3%
6087 · Educational Reimbursement	0.00	166.63	-166.63	0.0%
6090 · Subscriptions/Publications	29.95	125.00	-95.05	24.0%
6091 · Public Notices	0.00	0.00	0.00	0.0%
6093 · Memberships	0.00	1,666.63	-1,666.63	0.0%
Total 6000 · General Administration	1,800.66	5,820.47	-4,019.81	30.9%
6100 · Benefits				
6110 · Vision Insurance	24.23	20.74	3.49	116.8%
6120 · Workers' Comp. Insurance	567.63	232.59	335.04	244.0%
6130 · Dental Insurance	109.29	83.21	26.08	131.3%
6150 · Medical Insurance	1,229.05	964.88	264.17	127.4%
6160 · Payroll Taxes-Employer	1,738.02	585.86	1,152.16	296.7%
6170 · PERS Retirement	2,091.50	1,528.87	562.63	136.8%
Total 6100 · Benefits	5,759.72	3,416.15	2,343.57	168.6%
6200 · Salaries				
6230 · Regular Salaries	10,609.19	8,442.15	2,167.04	125.7%
Total 6200 · Salaries	10,609.19	8,442.15	2,167.04	125.7%
6300 · Insurance				
6310 · Property/ Auto Insurance	0.00	28.85	-28.85	0.0%
6320 · General Liability Insurance	0.00	83.85	-83.85	0.0%
Total 6300 · Insurance	0.00	112.70	-112.70	0.0%

**San Bernardino Valley Water Conservation District
Profit & Loss Budget vs. Actual by Class
July 2013**

	4-General Fund Ent.			
	Jul 13	Budget	\$ Over Budget	% of Budget
6400 · Board of Directors' Expenses				
6401 · Directors' Fees	5,516.00	6,583.37	-1,067.37	83.8%
6410 · Mileage	121.71	250.00	-128.29	48.7%
6415 · Air Fare	0.00	395.87	-395.87	0.0%
6420 · Other Travel	0.00	41.63	-41.63	0.0%
6425 · Meals	85.00	244.17	-159.17	34.8%
6430 · Lodging	0.00	291.63	-291.63	0.0%
6435 · Conf/Seminar Registrations	235.00	382.50	-147.50	61.4%
6440 · Election Fees / Re-Districting	0.00	8,333.37	-8,333.37	0.0%
Total 6400 · Board of Directors' Expenses	5,957.71	16,522.54	-10,564.83	36.1%
6500 · Administrative/Staff Expenses				
6510 · Mileage	135.06	118.75	16.31	113.7%
6515 · Air Fare	0.00	93.75	-93.75	0.0%
6520 · Travel, Other (rental car, taxi	0.00	31.25	-31.25	0.0%
6525 · Meals	18.68	93.75	-75.07	19.9%
6530 · Lodging	0.00	75.00	-75.00	0.0%
6535 · Conf/Seminar Registrations	138.00	219.24	-81.24	62.9%
Total 6500 · Administrative/Staff Expenses	291.74	631.74	-340.00	46.2%
8010 · Capital Reserve GWE/Rate Stabil	0.00			
Total Expense	26,691.90	52,697.62	-26,005.72	50.7%
Net Ordinary Income	-26,588.76	-39,089.28	12,500.52	68.0%
Other Income/Expense				
Other Expense				
7000 · Construction				
7010 · Materials	0.00			
7050 · Basins- Capital Annual Repair	0.00			
7055 · Plunge Creek Expansion	0.00			
Total 7000 · Construction	0.00			
7100 · Land & Buildings				
7110 · Property Capital Repairs	0.00			
7130 · Mentone Property (House)-CapRep	0.00			
7140 · Mentone Property (Shop)-CapRep	0.00			
Total 7100 · Land & Buildings	0.00			
7200 · Equipment & Vehicles				
7210 · Computer Hardware-Capital Purch	0.00	337.50	-337.50	0.0%
7220 · Computer Software	0.00	102.12	-102.12	0.0%
7230 · Field Equipment / Vehicles	0.00			
7240 · Office Equipment	0.00	0.00	0.00	0.0%
Total 7200 · Equipment & Vehicles	0.00	439.62	-439.62	0.0%
7400 · Professional Services Capital				
7438 · Engineering Services-Other	0.00			
Total 7400 · Professional Services Capital	0.00			
Total Other Expense	0.00	439.62	-439.62	0.0%
Net Other Income	0.00	-439.62	439.62	0.0%
Net Income	-26,588.76	-39,528.90	12,940.14	67.3%

San Bernardino Valley Water Conservation District
Profit & Loss Budget vs. Actual by Class
July 2013

	TOTAL			
	Jul 13	Budget	\$ Over Budget	% of Budget
Ordinary Income/Expense				
Income				
4010 - Interest Income				
4012 - LAIF	-30.32	0.00	-30.32	100.0%
4013 - Caltrust Investment Income	0.00	5,000.00	-5,000.00	0.0%
4010 - Interest Income - Other	0.00	0.00	0.00	0.0%
Total 4010 - Interest Income	-30.32	5,000.00	-5,030.32	-0.6%
4020 - Groundwater Charge				
4021 - Assessments - Ag	20,248.72	19,232.50	1,016.22	105.3%
4023 - Assessments - Non-Ag	286,698.67	308,140.00	-21,441.33	93.0%
Total 4020 - Groundwater Charge	306,947.39	327,372.50	-20,425.11	93.8%
4025 - Wash Plan Revenue	0.00	34,650.00	-34,650.00	0.0%
4030 - Mining Income				
4031 - Plant Site - CEMEX	4,000.00	4,000.00	0.00	100.0%
4032 - Cemex - Royalty / Lease	20,833.33	25,694.49	-4,861.16	81.1%
4034 - Redlands Aggregate 5% Royalty	0.00	0.00	0.00	0.0%
4036 - Aggregate Maintenance	1,965.00	1,958.37	6.63	100.3%
Total 4030 - Mining Income	26,798.33	31,652.86	-4,854.53	84.7%
4040 - Miscellaneous Income	2,476.00	2,083.37	392.63	118.8%
4050 - Property Tax	117.46	6,333.34	-6,215.88	1.9%
4055 - SBVMWD Spreading Agreement Reim	0.00	0.00	0.00	0.0%
4060 - Property Income				
4062 - Mentone Property	1,575.00	1,575.00	0.00	100.0%
Total 4060 - Property Income	1,575.00	1,575.00	0.00	100.0%
4065 - Redlands Plaza	8,589.37	7,657.00	932.37	112.2%
4066 - Redlands Plaza CAM	1,596.85	1,667.00	-70.15	95.8%
4080 - Exchange Plan	0.00	0.00	0.00	0.0%
4086 - Plunge Creek IRWMP	0.00	15,754.13	-15,754.13	0.0%
Total Income	348,070.08	433,745.20	-85,675.12	80.2%
Gross Profit	348,070.08	433,745.20	-85,675.12	80.2%
Expense				
5050 - Regional Programs				
5080 - LAFCO Contribution	327.07	778.82	-451.75	42.0%
5082 - Plunge Creek	0.00	718.04	-718.04	0.0%
Total 5050 - Regional Programs	327.07	1,496.86	-1,169.79	21.9%
5100 - Professional Service				
5120 - Misc. Professional Services	46.00	10,000.00	-9,954.00	0.5%
5122 - Wash Plan Professional Services	0.00	10,583.37	-10,583.37	0.0%
5124 - Plunge Creek Prof Services	0.00	14,959.13	-14,959.13	0.0%
5125 - Engineering Services	0.00	1,250.00	-1,250.00	0.0%
5130 - Aerial Photography & Surveying	0.00	83.37	-83.37	0.0%
5145 - Environmental Services (WP)	0.00	17,750.00	-17,750.00	0.0%
5160 - IT Support	0.00	625.03	-625.03	0.0%
5170 - Audit	7,520.00	10,850.00	-3,330.00	69.3%
5175 - Legal - Wash Plan	0.00	3,500.00	-3,500.00	0.0%
5180 - Legal	0.00	10,000.00	-10,000.00	0.0%
Total 5100 - Professional Service	7,566.00	79,600.90	-72,034.90	9.5%
5200 - Field Operations				
5210 - Equipment Maintenance	0.00	668.00	-668.00	0.0%
5215 - Property Maintenance	218.72	625.00	-406.28	35.0%
Total 5200 - Field Operations	218.72	1,293.00	-1,074.28	16.9%
5300 - Vehicle Operations				
5310 - Vehicle Maintenance	0.00	1,250.00	-1,250.00	0.0%
5320 - Fuel	559.81	1,375.00	-815.19	40.7%
Total 5300 - Vehicle Operations	559.81	2,625.00	-2,065.19	21.3%

San Bernardino Valley Water Conservation District
Profit & Loss Budget vs. Actual by Class
July 2013

	TOTAL			
	Jul 13	Budget	\$ Over Budget	% of Budget
5400 · Utilities				
5410 · Alarm Service	182.82	250.00	-67.18	73.1%
5420 · Electricity	930.91	1,167.03	-236.12	79.8%
5430 · Mobile Phone	122.50	83.35	39.15	147.0%
5440 · Telephone	352.28	616.66	-264.38	57.1%
5450 · Natural Gas	8.22	110.00	-101.78	7.5%
5460 · Water / Trash / Sewer	65.41	971.60	-906.19	6.7%
5470 · Internet Services	540.85	625.00	-84.15	86.5%
Total 5400 · Utilities	2,202.99	3,823.64	-1,620.65	57.6%
6000 · General Administration				
6001 · General Administration - Other	104.25	625.00	-520.75	16.7%
6002 · Website Administration	0.00	258.34	-258.34	0.0%
6003 · Property Tax	0.00	180.87	-180.87	0.0%
6004 · Meeting Expenses	-35.01	433.37	-468.38	-8.1%
6006 · Permits	0.00	137.26	-137.26	0.0%
6007 · Inter District Costs	0.00	833.37	-833.37	0.0%
6009 · Licenses	0.00	108.26	-108.26	0.0%
6010 · Surety Bond	0.00	167.00	-167.00	0.0%
6012 · Office Maintenance	0.00	250.00	-250.00	0.0%
6015 · Mentone House Maintenance	240.00	254.13	-14.13	94.4%
6016 · Redlands Plaza Maintenance	0.00	1,167.00	-1,167.00	0.0%
6018 · Janitorial Services	653.00	695.25	-42.25	93.9%
6019 · Janitorial Supplies	0.00	26.25	-26.25	0.0%
6020 · Vacancy Marketing-Redlands Plaz	0.00	484.75	-484.75	0.0%
6024 · Computer Equip Maint.	0.00	16.63	-16.63	0.0%
6026 · Redlands Plaza CAM expenses	1,050.90	2,083.37	-1,032.47	50.4%
6027 · Computer Supplies	0.00	54.13	-54.13	0.0%
6030 · Office Supplies	351.19	306.25	44.94	114.7%
6032 · Small Office Equipment	0.00	0.00	0.00	0.0%
6033 · Office Equipment Rental	406.98	686.74	-279.76	59.3%
6036 · Printing	0.00	83.37	-83.37	0.0%
6039 · Postage and Overnight Delivery	251.95	133.48	118.47	188.8%
6042 · Payroll Processing	197.95	125.00	72.95	158.4%
6045 · Bank Service Charges	108.84	250.00	-141.16	43.5%
6051 · Uniforms	0.00	445.00	-445.00	0.0%
6060 · Outreach	75.59	417.00	-341.41	18.1%
6087 · Educational Reimbursement	0.00	166.63	-166.63	0.0%
6090 · Subscriptions/Publications	29.95	125.00	-95.05	24.0%
6091 · Public Notices	0.00	16.63	-16.63	0.0%
6093 · Memberships	0.00	1,666.63	-1,666.63	0.0%
Total 6000 · General Administration	3,435.59	12,196.71	-8,761.12	28.2%
6100 · Benefits				
6110 · Vision Insurance	156.81	134.40	22.41	116.7%
6120 · Workers' Comp. Insurance	3,674.00	3,031.83	642.17	121.2%
6130 · Dental Insurance	707.39	538.50	168.89	131.4%
6150 · Medical Insurance	7,955.02	6,246.94	1,708.08	127.3%
6160 · Payroll Taxes-Employer	3,559.37	3,793.35	-233.98	93.8%
6170 · PERS Retirement	11,218.24	9,898.38	1,319.86	113.3%
Total 6100 · Benefits	27,270.83	23,643.40	3,627.43	115.3%
6200 · Salaries				
6230 · Regular Salaries	39,735.87	54,658.25	-14,922.38	72.7%
Total 6200 · Salaries	39,735.87	54,658.25	-14,922.38	72.7%
6300 · Insurance				
6310 · Property/ Auto Insurance	0.00	577.00	-577.00	0.0%
6320 · General Liability Insurance	0.00	1,677.00	-1,677.00	0.0%
Total 6300 · Insurance	0.00	2,254.00	-2,254.00	0.0%

**San Bernardino Valley Water Conservation District
 Profit & Loss Budget vs. Actual by Class
 July 2013**

	TOTAL			
	Jul 13	Budget	\$ Over Budget	% of Budget
6400 · Board of Directors' Expenses				
6401 · Directors' Fees	5,516.00	6,583.37	-1,067.37	83.8%
6410 · Mileage	121.71	250.00	-128.29	48.7%
6415 · Air Fare	0.00	395.87	-395.87	0.0%
6420 · Other Travel	0.00	41.63	-41.63	0.0%
6425 · Meals	85.00	244.17	-159.17	34.8%
6430 · Lodging	0.00	291.63	-291.63	0.0%
6435 · Conf/Seminar Registrations	235.00	382.50	-147.50	61.4%
6440 · Election Fees / Re-Districting	0.00	8,333.37	-8,333.37	0.0%
Total 6400 · Board of Directors' Expenses	5,957.71	16,522.54	-10,564.83	36.1%
6500 · Administrative/Staff Expenses				
6510 · Mileage	138.41	158.26	-19.85	87.5%
6515 · Air Fare	0.00	125.00	-125.00	0.0%
6520 · Travel, Other (rental car, taxi	0.00	41.74	-41.74	0.0%
6525 · Meals	18.68	125.00	-106.32	14.9%
6530 · Lodging	0.00	100.00	-100.00	0.0%
6535 · Conf/Seminar Registrations	138.00	219.24	-81.24	62.9%
Total 6500 · Administrative/Staff Expenses	295.09	769.24	-474.15	38.4%
8010 · Capital Reserve GWE/Rate Stabil	0.00	1,667.00	-1,667.00	0.0%
Total Expense	87,569.68	200,550.54	-112,980.86	43.7%
Net Ordinary Income	260,500.40	233,194.66	27,305.74	111.7%
Other Income/Expense				
Other Expense				
7000 · Construction				
7010 · Materials	0.00	625.00	-625.00	0.0%
7050 · Basins- Capital Annual Repair	0.00	5,000.00	-5,000.00	0.0%
7055 · Plunge Creek Expansion	0.00	2,500.00	-2,500.00	0.0%
Total 7000 · Construction	0.00	8,125.00	-8,125.00	0.0%
7100 · Land & Buildings				
7110 · Property Capital Repairs	0.00	2,500.00	-2,500.00	0.0%
7130 · Mentone Property (House)-CapRep	0.00	145.50	-145.50	0.0%
7140 · Mentone Property (Shop)-CapRep	0.00	1,291.63	-1,291.63	0.0%
Total 7100 · Land & Buildings	0.00	3,937.13	-3,937.13	0.0%
7200 · Equipment & Vehicles				
7210 · Computer Hardware-Capital Purch	0.00	375.00	-375.00	0.0%
7220 · Computer Software	0.00	291.74	-291.74	0.0%
7230 · Field Equipment / Vehicles	0.00	2,916.63	-2,916.63	0.0%
7240 · Office Equipment	0.00	0.00	0.00	0.0%
Total 7200 · Equipment & Vehicles	0.00	3,583.37	-3,583.37	0.0%
7400 · Professional Services Capital				
7438 · Engineering Services-Other	0.00	2,645.87	-2,645.87	0.0%
Total 7400 · Professional Services Capital	0.00	2,645.87	-2,645.87	0.0%
Total Other Expense	0.00	18,291.37	-18,291.37	0.0%
Net Other Income	0.00	-18,291.37	18,291.37	0.0%
Net Income	260,500.40	214,903.29	45,597.11	121.2%



SAN BERNARDINO VALLEY WATER CONSERVATION DISTRICT

Established 1932

1630 West Redlands Boulevard, Suite A
Redlands, CA 92373-8032
(909) 793-2503
Fax: (909) 793-0188

Email: info@sbvwcd.dst.ca.us
www.sbvwcd.dst.ca.us

Memorandum No. 1189

To: Board of Directors

From: Athena L. Medina, Administrative Services Specialist

Date: August 7, 2013

Subject: Phone System Service Review and Potential Changes

RECOMMENDATION

Review current services, options and cost savings to the District by switching from current Digital Subscriber Line (DSL) to Fiber Optic Services (Fios).

BACKGROUND

In 2008 the District purchased a voice over internet protocol (VoIP) phone system through Verizon. The support contract for this solution was for a three year limited period and the District did not renew. Staff has been concerned that the costs are higher than comparable service for some time. The services provided by Verizon are billed separately and the District receives four separate bills for these services. The current services are broken out in a convoluted manner which has given Staff the challenge of performing a phone system audit (audit). With the assistance of the District's current Information Technology Consultant, Josh Zeitz of Netsteller and independent contractor, Ken Summers staff has identified and compiled a Comparative Analysis spreadsheet which itemizes current services versus potential options for cost savings.

All options include consolidating the existing accounts and placing them on one bill except for the Mentone Shop which would remain separate. The District's current costs for services provided by Verizon are estimated to be \$16,475.28 annually.

The District has identified four options for phone and internet services:

Option	Estimated Annual Cost	Estimated Savings
1. TelePacific	\$10,588.12	\$6,278.04
2. Verizon Fios and TelePacific	\$8,352.74	\$8,821.95
3. Verizon Fios	\$6,470.09	\$10,005.19
4. Netsteller and Verizon Fios	\$5,276.25	\$11,199.03

BOARD
OF
DIRECTORS

Richard W. Corneille
Clare Henry Day

Bob Glaubig
John Longville

David E. Raley
Melody McDonald
Manuel Aranda, Jr.

GENERAL
MANAGER

Daniel B. Cozad

Staff has reviewed the options and recommends Option 3 shown above which has significant savings but maintains flexibility in service. Contracts for these services are within the General Managers authority and your direction would be implemented as soon as possible. Staff is not recommending any equipment changes.

FISCAL IMPACT

The cost savings to the District would range between \$6,278-\$11,199 depending on the new services selected.

SAN BERNARDINO VALLEY WATER CONSERVATION DISTRICT
COMPARATIVE ANALYSIS OF PHONE SYSTEM

CURRENT PHONE AND INTERNET SERVICES				
	Verizon-District Office	Verizon-Mentone Shop	Verizon-Fire & Security	Verizon-DSL
Phone #	(909)793-2503	(909) 389-7275	(909) 307-8398 FIRE	(909) 335-6637
	(909) 335-2914 ROLL OVER		(909) 307-8481 FIRE	
	(909) 335-3681 ROLL OVER		(909) 307-8496 SECURITY	
	(909) 793-0188 FAX			
Total # of Lines	4	1	3	1
Basic Charges	\$ 272.79	\$ 40.22	\$ 112.08	\$ 35.96
Local Calls	\$ -	\$ 2.53	\$ 1.64	
Long Distance Charges	\$ 261.73	\$ 51.99	\$ 40.00	\$ 49.74
Taxes and Fees on Service	\$ 17.77	\$ 5.44	\$ 17.54	\$ 4.92
Fractional T1	\$ 200.00	\$ -	\$ -	\$ -
Miscellaneous Charges	\$ -	\$ -	\$ 8.61	\$ -
High Speed Internet	\$ -	\$ 49.99	\$ -	\$ 199.99
TOTAL BILL	\$ 752.29	\$ 150.17	\$ 179.87	\$ 290.61
TOTAL MONTHLY FOR ALL	\$ 1,372.94	ANNUAL COST	\$ 16,475.28	

SAN BERNARDINO VALLEY WATER CONSERVATION DISTRICT
COMPARATIVE ANALYSIS OF PHONE SYSTEM

OPTIONS FOR CHANGING SERVICES AND PROVIDING COST SAVINGS TO DISTRICT				
OPTION 1:	TelePacific	Verizon-Mentone Shop	Cost and Savings	Summary:
Fractional T1 w/ 8 analog lines (3 megs upload/download)	\$ 588.60	\$ 150.17		TelePacific will provide both voice lines and internet using a T1. This would require a 3 year contract and would take 6 weeks to set up; requiring an outside consultant to set up at an estimated cost of \$240 (one time fee).
2 Analog lines	\$ 74.00			
Estimated Taxes	\$ 69.57			
TOTAL BILL	\$ 732.17	\$ 150.17		
TOTAL MONTHLY FOR ALL	\$ 882.34	ANNUAL COST	\$ 10,588.12	
SAVINGS FROM SWITCH OVER	\$ 523.17	ANNUAL SAVINGS	\$ 6,278.04	
OPTION 2:	Verizon Fios-TelePacific	Verizon Fios-Mentone Shop		Summary:
Fios Quantum 50/25 (Business)	\$ 99.99	\$ -		Verizon Fios would be obtained for internet only. TelePacific would provide a 1.5 meg T1 with 8 analog voice paths and 2 addition analog lines for the security alarm, fire alarm and fax to share. Added lines provide continued service if Fios goes down. TelePacific customer service reportedly better than Verizon. Verizon Fios requires activation fee of \$149.99. 2 year contract with Verizon and 3 year contract with TelePacific.
Fios Quantum 15/5 (Residential)	\$ -	\$ 75.00		
Fractional T1 w/ 8 analog lines (1.5 megs upload/download)	\$ 381.10			
2 Analog lines	\$ 74.00			
Estimated Taxes	\$ 58.28	\$ 7.69		
TOTAL BILL	\$ 613.37	\$ 82.69		
TOTAL MONTHLY FOR ALL	\$ 696.06	ANNUAL COST	\$ 8,352.74	
SAVINGS FROM SWITCH OVER	\$ 676.88	ANNUAL SAVINGS	\$ 8,122.54	
OPTION 3:	Verizon Fios-District Office	Verizon-Mentone Shop		Summary:
Fios Quantum 50/25 (Business) w/6 unlimited lines and Static IP	\$ 413.11	\$ -		Verizon Fios will provide internet and 6 unlimited voice lines with 1 Static IP. The fire alarm will stand alone, second fire alarm line will share with fax and security alarm. Fios is faster than DSL or T1. This requires a 2 year contract.
Fios Quantum 15/5 (Residential)	\$ -	\$ 75.00		
Estimated Taxes	\$ 43.38	\$ 7.69		
TOTAL BILL	\$ 456.49	\$ 82.69		
TOTAL MONTHLY FOR ALL	\$ 539.17	ANNUAL COST	\$ 6,470.09	
SAVINGS FROM SWITCH OVER	\$ 833.77	ANNUAL SAVINGS	\$ 10,005.19	
OPTION 4:	Verizon Fios-Netsteller	Verizon Fios-Mentone Shop		Summary:
Fios Quantum 50/25 (Business) w/3 unlimited lines and Static IP	\$ 277.00	\$ -		Verizon Fios will provide internet and voice lines with one Static IP. The fire alarm, security alarm and fax would share the unlimited line that comes with the bundle. Netsteller would provide the Voip lines. Taxes are already included in Netsteller price for Voip lines.
Fios Quantum 15/5 (Residential)	\$ -	\$ 75.00		
3 Voip lines	\$ 80.00	\$ -		
Estimated Taxes	Included	\$ 7.69		
TOTAL BILL	\$ 357.00	\$ 82.69		
TOTAL MONTHLY FOR ALL	\$ 439.69	ANNUAL COST	\$ 5,276.25	
SAVINGS FROM SWITCH OVER	\$ 933.25	ANNUAL SAVINGS	\$ 11,199.03	

*In all scenarios the Mentone Shop services would remain stand alone.



SAN BERNARDINO VALLEY WATER CONSERVATION DISTRICT

Established 1932

1630 West Redlands Boulevard, Suite A
Redlands, CA 92373-8032
(909) 793-2503
Fax: (909) 793-0188

Email: info@sbvwcd.dst.ca.us
www.sbvwcd.dst.ca.us

Memorandum No. 1190

To: Board of Directors

From: General Manager, Daniel Cozad

Date: August 7, 2013

Subject: United Strategies (USI) Update on Potential Sale of 22 Acres

RECOMMENDATION

Receive and file report provided by Bruce Cash of USI pertaining to potential sale of 22 acres of property located in the upper Santa Ana River Canyon.

BACKGROUND

The District entered into a finder's fee agreement with United Strategies to potentially sell 22 acres of property in October 2011. Mr. Cash periodically provides update to the Board to advise of status.

FISCAL IMPACT

There is no direct fiscal impact to the Finder's Fee Agreement. If successful in finding a buyer with an acceptable offer, the District would pay the 5% of the sales price to USI reducing the capital return from the sale of the property.

BOARD
OF
DIRECTORS

Richard W. Corneille
Clare Henry Day

Bob Glaubig
John Longville

David E. Raley
Melody McDonald
Manuel Aranda, Jr.

GENERAL
MANAGER

Daniel B. Cozad



SAN BERNARDINO VALLEY WATER CONSERVATION DISTRICT

Established 1932

1630 West Redlands Boulevard, Suite A
Redlands, CA 92373-8032
(909) 793-2503
Fax: (909) 793-0188

Email: info@sbvwcd.dst.ca.us
www.sbvwcd.dst.ca.us

Memorandum No. 1191

To: Board of Directors

From: General Manager, Daniel Cozad

Date: August 7, 2013

Subject: Wash Plan Status and Approvals

RECOMMENDATION

Review and consider approval of the Task Force Agreement and Budget allocation as recommended by the Wash Plan Task Force.

BACKGROUND

The District has been engaged in a land use, habitat and water conservation planning effort, generally referred to as the Wash Plan or Plan B for many years. Staff was directed to provide a Go/No Go recommendation on the project by May 2012 in the Boards goals process. Due to intensive work with the U. S. Fish and Wildlife Service (USFWS) the decisions needed for a project decision was not available at that time. Staff prepared a report and recommendation for the project which was approved by the Board in June 2012. Staff estimated many elements of the Conservation Strategy and financial analysis of mitigation requirements, management and land transfer/exchange. Due to these issues staff proposed moving forward with the project in the phases shown below:

Phase 1, Finalizing Conservation Strategy, Project Funding, and Implementation Planning – **Complete**
Phase 2, Mitigation Maintenance Requirements and Funding – **Ongoing**
Phase 3, EIR and HCP Revisions – **Budgeted**
Phase 4, Conservation Easements and Commitments
Phase 5, Land Exchange and Certification
Phase 6, Implementation and Permitting

The Board authorized moving forward with Phase 1 and Phase 2 to identify the critical elements of Phase 3 in order to move forward and prepare to make a decision on Phases 3 through 6. The Wash Plan Task Force believes the costs indicated for the management are being determined.

UPDATE

Staff reported in February that agreement on Phase 1 efforts has been reached. Phase 2 is complete for the large land uses, water conservation and mining, trails, and transportation. Next steps include the following:

1. Coordinate Budget and Task Force Agreement approval

BOARD
OF
DIRECTORS

Richard W. Corneille
Clare Henry Day

Bob Glaubig
John Longville

David E. Raley
Melody McDonald
Manuel Aranda, Jr.

GENERAL
MANAGER

Daniel B. Cozad

2. Schedule next Task Force meeting in September.
3. Engage California Department of Fish and Wildlife to review conservation strategy initially with Plunge Creek Project.
4. Attend scheduled additional final meetings to verify “Covered Activities” with San Bernardino County Flood Control, County Parks, East Valley Water District and any others
5. Review covered activities, negotiate mitigation needs and costs for HCP implementation
6. Review funding allocation options with Task Force at the next meeting
7. Work with consultants to revise their proposals based on interim work and changes
8. Prepare to execute agreement if approved.

ACTIONS

On July 17th the Task Force Governing Committee met to review progress and consider actions. The Task Force recommends each agency approve the Wash Plan Budget, authorize their allocation and approve the Task Force Amendment adding SBVMWD. Board actions recommended are shown below:

Item 1 Wash Plan Budget shown in Attachment 1 - Consider approval including the District portion of approximately \$52,500 for year 1 from Professional Services in Land Resources Enterprise.

Item 2 Authorize the Board President to execute the Wash Plan Task Force Agreement.

FISCAL IMPACT

The District’s approved budget includes funding for Wash Plan efforts including the Districts contribution. Staff will be verifying revenue related to the Wash Plan and present that along with the decision criteria to move forward. The addition of SBVMWD to the Task Force will cover a significant cost that would have been required of the District. Additionally, the changes recommended allow the collection and retirement of the Wash Plan Task Force uncollected debt to the District.

Attachment A

Wash Plan Conceptual Budget Estimate

Wash Plan Activity	Proposed Cost	Contingency	Total
Revisions to Draft HCP & Revised EIS	\$ 270,000	\$85,000	\$355,000
Project Management	\$ 50,000	\$ -	\$ 50,000
Legal Support	\$ 70,000	\$ -	\$ 70,000
New Appraisal for Land Exchange	\$ 37,500	\$ -	\$ 37,500
Agency Support	\$ 125,000	\$ 25,000	\$150,000
Outreach /Communications	\$ 100,000	\$ 25,000	\$125,000
Total	\$ 652,500	\$ 110,000	\$787,500
2013-14 Budget 60%	\$ 391,500	\$ 66,000	\$ 472,500
2014-15 Budget 40%	\$ 261,000	\$ 44,000	\$ 315,000

Budget Allocation by Agency

Agency	Original %	\$ 787,500
San Bernardino Valley	23.152	
Water Conservation District		\$ 87,348
Municipal Water District		\$ 274,974
CEMEX	23.272	\$ 183,267
Robertson's	23.272	\$ 183,267
City of Highland	6.061	\$ 47,730
East Valley Water District	3.03	\$ 23,861
City of Redlands	6.061	\$ 47,730
Redlands Utilities Department	3.03	\$ 23,861
County of San Bernardino	6.061	\$ 47,730
San Bernardino County	6.061	\$ 47,730
Flood Control District		
	Total	\$ 967,500
Repayment of Interim Work		\$ 180,000
Future HCP Work		\$ 787,500

AMENDMENT TO AGREEMENT TO FORM THE UPPER SANTA ANA RIVER WASH LAND MANAGEMENT AND HABITAT CONSERVATION PLAN TASK FORCE

THIS AMENDMENT TO AGREEMENT TO FORM THE UPPER SANTA ANA RIVER WASH LAND MANAGEMENT AND HABITAT CONSERVATION PLAN TASK FORCE (“Amendment”) is made effective this 1st day of September, 2013, by and between the following entities (hereinafter individually referred to as a “Party” and collectively referred to as the “Parties”):

CEMEX CONSTRUCTION MATERIALS, LP (“CEMEX”)	ROBERTSON’S READY MIX, LTD (“ROBERTSON’S”)
CITY OF HIGHLAND (“HIGHLAND”)	EAST VALLEY WATER DISTRICT (“EVWD”)
CITY OF REDLANDS (“REDLANDS”)	REDLANDS MUNICIPAL UTILITIES AND ENGINEERING DEPARTMENT (“RMUED”)
COUNTY OF SAN BERNARDINO (“SAN BERNARDINO COUNTY”)	SAN BERNARDINO COUNTY FLOOD CONTROL DISTRICT (“SBCFCD”)
SAN BERNARDINO VALLEY WATER CONSERVATION DISTRICT (“SBVWCD” OR “CONSERVATION DISTRICT”)	UNITED STATES BUREAU OF LAND MANAGEMENT (“BLM”)
	SAN BERNARDINO VALLEY MUNICIPAL WATER DISTRICT (“VALLEY DISTRICT”)

RECITALS

This Amendment is entered into on the basis of the following facts, understandings, and intentions of the Parties:

A. All Parties hereto, except Valley District, entered into that certain “Agreement to Form the Upper Santa Ana River Wash Land Management and Habitat Conservation Plan Task Force” on November 20, 2002 (“Original Agreement”), for the purposes of advancing environmental planning and permitting in connection with the Upper Santa Ana River Wash Land Management Plan (“Wash Plan”).

B. Since the time the Original Agreement was entered into, planning for the Wash Plan has advanced in all phases, including with respect to groundwater recharge and other water conservation facilities. In connection with such facilities, Conservation District and Valley District have entered into a series of agreements to allow for joint use

of Conservation District property, and construction of additional facilities as part of an Enhanced Recharge Program with Valley District, to fulfill various of the Wash Plan objectives regarding expanded groundwater recharge and water conservation capabilities.

C. The Original Agreement provided, in paragraph 2 (G), that all Parties acknowledged and agreed that the effectiveness of the Task Force may be improved by the addition of other entities that had interest in the work of the Task Force, and given Valley District's intended role in contributing to expanding groundwater recharge facilities in the Wash Plan area, Valley District is such an entity.

D. At a Task Force meeting held July 16, 2013, the Task Force reviewed cost estimates for the completion of environmental review and permitting activities for the Wash Plan, and the individual members will be going to their respective governing bodies for funding authorization for the completion of such environmental review and permitting activities. In addition, the Task Force has refined its description of covered activities to be included within the "take" and other permitting authorizations proposed to be pursued, such that the Wash Plan process is now at a point where responsible estimates for long-term habitat maintenance and other costs can be generated, and an equitable distribution of such costs over parties sponsoring, or benefitting from, component projects of the overall Wash Plan can be determined.

E. The Parties therefore wish to amend the Original Agreement to add Valley District as a regular member of the Task Force, and to specify their going-forward intentions for additional consultations for deriving an equitable cost-sharing allocation for the costs that may be incurred by the Task Force members for implementation of the Habitat Conservation Plan and other permanent funding requirements that may attend final Wash Plan approval.

NOW, THEREFORE, the Parties do hereby agree as follows:

1. Valley District is, and henceforth shall be, a "Regular Member" of the Task Force under Section 2 (A) of the Original Agreement. Valley District shall pay a one-time fee into the Fund (provided in Section 5 (C) of the Task Force Agreement) of \$275,000.00. Such amount shall be utilized by the Conservation District, as Project Manager, to help offset the Conservation District's share of interim and estimated costs of completion of the environmental and permitting documentation for the Wash Plan. The Task Force at its meeting on July 16, 2013 approved estimated costs for planning and consulting services.

2. The Parties agree to meet and confer, in order to rework the contribution levels specified in Exhibit "B-1" to the Original Agreement, for those expenses that will be required of the Task Force members for costs for implementation of the Habitat Conservation Plan and other implementation funding requirements that may attend final Wash Plan approval. As presently contemplated, the basis for the allocation of such implementation costs shall be allocated on a proportionate acreage basis as it relates to the habitat disturbances attributable to the portions of the

component projects of the Wash Plan advanced by, sponsored by, or benefitting Task Force members, with offsetting credit being given to the amount of habitat as acreage being contributed by various Task Force members. The Task Force will refine such costs allocations once the PAR analysis and final permitting costs are more fully determined.

3. Except as specifically amended herein, the Original Agreement remains in full force and effect.

IN WITNESS WHEREOF, the Parties hereto have entered into the Amendment as of the day and year first set forth above.

APPROVED AS TO FORM:

Counsel for CEMEX

CEMEX CONSTRUCTION MATERIALS,
LP

APPROVED AS TO FORM:

Counsel for Robertson's Ready Mix, Ltd.

ROBERTSON'S READY MIX, LTD.

UNITED STATES BUREAU OF LAND
MANAGEMENT

Field Manager

APPROVED AS TO FORM:

General Counsel

SAN BERNARDINO VALLEY WATER
CONSERVATION DISTRICT

President, Board of Directors

Attest: _____
Secretary of the Board

APPROVED AS TO FORM:

General Counsel

EAST VALLEY WATER DISTRICT

President, Board of Directors

Attest: _____
Secretary of the Board

[SIGNATURES CONTINUED ON FOLLOWING PAGE]

APPROVED AS TO FORM:

City Attorney

REDLANDS MUNICIPAL UTILITIES AND
ENGINEERING DEPARTMENT

Mayor

Attest: _____
City Clerk

APPROVED AS TO FORM:

County Counsel

COUNTY OF SAN BERNARDINO

Chairperson, Board of Supervisors

Attest: _____
Clerk of the Board

APPROVED AS TO FORM:

General Counsel

SAN BERNARDINO COUNTY FLOOD
CONTROL DISTRICT

Chairperson, Board of Supervisors

Attest: _____
Clerk of the Board

APPROVED AS TO FORM:

City Attorney

CITY OF REDLANDS

Mayor

Attest: _____
City Clerk

APPROVED AS TO FORM:

City Attorney

CITY OF HIGHLAND

Mayor

Attest: _____
City Clerk

[SIGNATURES CONTINUED ON FOLLOWING PAGE]

APPROVED AS TO FORM:

General Counsel

SAN BERNARDINO VALLEY MUNICIPAL
WATER DISTRICT

President, Board of Directors

Attest: _____
Secretary, Board of Directors

UPPER SANTA ANA RIVER WASH LAND MANAGEMENT AND HABITAT
CONSERVATION PLAN TASK FORCE

MINUTES
July 16, 2013

PRESENT

Governing Committee

Jon Harrison, Chair
David E. Raley
Christine Goeyvarts
Christine Jones
John Mura

Technical Committee

John Jacquess
Ernie Wong
Daniel B. Cozad
David Cosgrove
Robert Dalquest
Doug Headrick
Geary Hund
Karin Cleary-Rose
Kim Freeburn
Jeff Johnston
Holly Roberts

OTHERS IN ATTENDANCE

Charles Roberts
Jeff Beehler
Athena Medina
Emerald Mancilla
Richard Corneille

REPRESENTING

City of Redlands
SBV Water Conservation District
Robertson's Ready Mix
CEMEX
East Valley Water District

City of Highland
City of Highland
SBV Water Conservation District
SBV Water Conservation District
City of Redlands
SBV Municipal Water District
US Fish & Wildlife Service
US Fish & Wildlife Service
Department of Fish & Wildlife
Bureau of Land Management
Bureau of Land Management

REPRESENTING

Highland Community News
SBV Water Conservation District
SBV Water Conservation District
SBV Water Conservation District
SBV Water Conservation District

1. **CALL MEETING TO ORDER**

The Upper Santa Ana River Wash Land Management and Habitat Conservation Plan Task Force meeting was called to order by Chairman Jon Harrison at 9:00 a.m. in the offices of the San Bernardino Valley Water Conservation District, 1630 West Redlands Boulevard, Suite A, Redlands, California.

2. SELF-INTRODUCTIONS

Those present introduced themselves.

3. PUBLIC COMMENT

Chairman Harrison asked if there were any items that anyone wished to discuss that were not on the agenda. Hearing none, the meeting preceded with the published agenda items.

4. PRESENT THE COVERED ACTIVITIES FOR THE CONSERVATION STRATEGY

Daniel Cozad, of the San Bernardino Valley Water Conservation District (District) provided a handout of the Draft Covered Activities map and gave an overview of the changes presented. He indicated that the purpose of identifying the covered activities is primarily to give the partners ability to develop, construct, maintenance and modify activities within the Wash Plan area. The activities listed on the covered activities map are: Recreation & Trails, Transportation, Wells, Water Conservation, Flood Control, Aggregate Mining and Miscellaneous Activities. The District plans to create separate maps to illustrate existing and proposed activities to clearly identify maintenance and construction.

The following items were reviewed by Mr. Cozad referencing the map and follow up items were identified:

1. Trails – Mr. Cozad stated that for the partners who included these into the Plan there would need to be additional detail on planned maintenance, access and monitoring in order to open the trails to the public. This is in order to insure that the habitat is not disturbed. John Mura with East Valley Water District indicated that the Greenspot Trail is not shown on current improvement plans for the City of Highland. John Jaquess with the City of Highland stated he would confirm with the Ernie Wong, the City Planner, but believes they are included. Additionally, Mr. Mura identified on the map where the Cone Camp trail abruptly ends rather than loops or connects to another trail. Mr. Cozad stated that this particular trail ends at the beginning of the Woolly Star Preserve Area (WSPA). The Task Force would need to identify whether it is possible to continue the trail through WSPA or find an alternate route. Mr. Mura is supportive of allowing the trail through EVWD property if need be. Mr. Cozad stated that the District will follow up on this item and that additional engineering will need to be completed.
2. Transportation – Mr. Cozad indicated that the Greenspot S Curve has already been constructed and its impacts may get swapped out for the Orange, Alabama or City of Redlands Extensions. Jon Harrison, City of Redlands confirmed that the extensions are to accommodate the right-of-way, signals etc. Mr. Cozad stated that the Greenspot Road and Bridge Realignment was originally included in the Wash Plan (Plan), but due to timing has been mitigated outside of the Plan. The bridge project could result in credits due to the City of Highland for the project

- not shown on the map but will be added to the next version. John Timmer, with the City of Highland, said that the Greenspot Road and Bridge Realignment has been constructed with two lanes, however the right-of-way plans include up to four lanes. Mr. Jaquess stated that the plans for this project are currently being mitigated. Mr. Cozad stated that issues such as these are items that would need to be identified in each partners covered activities and submitted to Geary Hund with US Fish & Wildlife Service (USFWS). He stated that next step is to be sure activities are adequately mitigated.
3. Wells – Mr. Cozad stated that wells will be sited with the support of the USFWS and Department of Fish and Wildlife Services (DFW). Mr. Hund stated that the inclusion of the footprint should cover operations and maintenance of the wells. Mr. Cozad said that if the District did not receive the detail it was estimated and that partners will need to review and advise of any changes. Mr. Hund reiterated the importance of including operations and maintenance for the wells now so that it becomes a part of the Habitat Conservation Plan (HCP). That way the Task Force does not have to revisit this item later. Brief discussion ensued. Mr. Mura asked if the existing wells have to be included. Mr. Hund stated that if an activity affects habitat even if it is an ongoing activity it needs to be included in the covered activities proposal if not done previously. Mr. Cozad reiterated that if there are any new wells that need coverage or operations and maintenance on existing activities this needs to be identified now. Karen Cleary-Rose with USFWS said that sometimes the wells predate the listing of endangered species, but the inclusion of these now help to avoid conflict or future concern over potential impacts. The District will follow-up with Mr. Mura on well coverage.
 4. Water Conservation Activities – Mr. Cozad stated existing facilities construction will be covered for maintenance. He indicated that the Mill Creek diversion grading is being considered for inclusion and coverage if it enhances the plan, more work with USFWS will be needed. The Enhanced Recharge Project has facilities both inside and outside of the Plan boundaries. The activities for this project that are inside the plan include the canal not currently shown on the map and the recharge basins west of the existing basins. Ms. Cleary-Rose stated that the activities cannot be dependent on activities outside of the Plan they must have independent utility.
 5. Flood Control – Mr. Cozad indicated the need to discuss the levee and other maintenance more completely with David Lovell with SB County Flood Control District who was unable to attend the meeting today. He also stated that there may need to be additionally activities added pertaining to Plunge Creek.
 6. Aggregate Mining – This item was briefly reviewed, but not discussed in detail as there have not been any changes.
 7. Habitat Area\Enhancement – Mr. Cozad pointed out the Greenspot Levee Removal which serves as an example of a covered activity which will have an impact to the species in construction and will have benefits to the species afterword and therefore will be included. He reviewed the Plunge Creek Project briefly noting that it is 110 acres and reviewed the benefits of its inclusion. Ms. Cleary-Rose asked for confirmation on the acreage of this project. District will review the current acreage.

8. Miscellaneous Activities – Mr. Cozad briefly discussed EVWD grove maintenance addition.

Mr. Cozad asked that if any partners have additional activities that they would like to be added to the Plan that they submit them to the District for inclusion.

5. WASH PLAN COSTS, BUDGET AND SCHEDULE UPDATE

Mr. Cozad presented a PowerPoint presentation (attached) which included previous budgeted costs for the cost share of the HCP which is \$787,000. He discussed the implementation costs update and funding approach. The project schedule was updated based on the feedback received from USFWS. There was an additional activity added such as grazing. Mr. Cozad stated that the new costs are not presented because they are not properly phased yet. The footprints of the activities were shown in a slide of covered activities was reviewed identifying each percentage and the larger percentages are: habitat preservation/enhancement is 43%, mining is at 28% and water conservation at 26%. Mr. Wong stated that the acreage reflected is quite different from existing Environmental Impact Report (EIR) and would like the District to verify these numbers. District will coordinate with Mr. Wong to insure the proper acreage is included.

Mr. Cozad expressed his concern in regard to working to stay on schedule. He asked if final implementation costs can be finalized simultaneously with the partners obtaining approval from their boards of directors and councils to cover the preparation costs for the HCP. Final detailed implementation costs will not be available for the next couple of months and do not significantly impact the cities and smaller share districts. Discussion ensued.

Mr. Cozad stated that the implementation costs will be related to the actual covered activity that each partner chooses to have included in the Plan. Ms. Cleary-Rose stated that the NEPA documents will not be completed for 18 months and that the implementation costs will not need to be paid until the project moves forward and ground is broken. Mr. Cozad stated that an addendum to the Wash Plan Task Force Agreement will be prepared to add the San Bernardino Valley Municipal Water District (SBVMWD). Mr. Timmer asked if a CEQA addendum is required for the EIR or if a new EIR is required because that will affect costs. David Cosgrove, General Counsel for the District stated that the District does not anticipate the need for a new EIR because the current activities identified are not significantly different and have less impact than the prior EIR. Ms. Cleary-Rose stated that the project descriptions should be finished by end of July. She also indicated that they have prepared a schedule that should have a permit by March 2015. BLM and USFWS will work together on the CEQA and NEPA required documents. However, sequestration may affect the ability to complete on schedule. Doug Headrick with SBVMWD would like costs included to cover USFWS should sequestration impede the project. Brief discussion ensued. Mr. Cozad indicated that the HCP and NEPA costs are currently covered under the existing costs. Mr. Cozad stated that the District will be available to make board presentations as needed. Chair Harrison asked for confirmation that it was consensus of the Task Force to move forward

and obtain approval from their respective boards of directors and councils for reinitiating the Wash Plan and authorizer the budgeted costs and allocations. All concurred and agreed the approvals should be completed in early September.

6. TASK FORCE AGREEMENT AMENDMENT AND APPROVALS

Mr. Cozad clarified the need for partners to take Wash Plan agreement amendment to their governing boards and councils for approval. The District will send out an amendment for partners to review and provide feedback. It was consensus of the Task Force to submit agreement amendment for approval to their board of directors.

7. NEXT STEPS AND NEXT MEETING

Mr. Cozad stated that the updating of the Task Force agreement and funding approvals as previously covered are some of the next steps. He anticipates the next meeting time will be in late-September. Additionally, he identified the need to have several technical committee meetings in between now and then.

8. ADJOURN MEETING

There being no further business, the meeting was adjourned at 10:42 a.m.



SAN BERNARDINO VALLEY WATER CONSERVATION DISTRICT

Established 1932

1630 West Redlands Boulevard, Suite A
Redlands, CA 92373-8032
(909) 793-2503
Fax: (909) 793-0188

Email: info@sbvwcd.dst.ca.us
www.sbvwcd.dst.ca.us

Memorandum No. 1192

To: Board of Directors

From: General Manager, Daniel Cozad

Date: August 7, 2013

Subject: Greenspot Road and Santa Ana Bridge Pipeline Cell - Revised

RECOMMENDATION

Consider City of Highland's recommendation for approach based on federal funding and post construction use and provide direction to Staff on cell in bridge over the Santa Ana River.

BACKGROUND

The City of Highland (City) is realigning and expanding Greenspot Road and replacing the bridge crossing over the Santa Ana River. In 2009 the District requested to reserve one of the cells in the bridge for a potential future use. In 2010, we coordinated with the City's engineering contractor and determined, based on the costs of pipeline and the Districts fiscal situation that we could not install piping in the cell at the time of construction and we would request to maintain the reserved cell with no infrastructure at the time of construction. Additionally, the City and East Valley Water District (EVWD) were in the process of working with Harmony on the needs for the development and may need the cell.

Last month the Board reviewed the options and alternatives and recommended the minimum construction to preserve the future use of the cell.

ADDITIONAL OPTION

Subsequent to the Board direction staff has received word from the City that there could be an additional option shown below as option 2A. This option would allow the City to construct the bridge with the minimum infrastructure in the bridge for future use of the cell. The cell would be a component of the project and subject to federal cost share. Subsequent to completion of the bridge the City and District could enter into an agreement for the Cell and repay the City's costs, or forgo the use of the cell.

There are no costs to either option #1 or #2A the likely costs for the other options are shown in fiscal impacts. Option 2A, would allow the City the most flexibility and allow the District to use the cell if needed in the future.

BOARD
OF
DIRECTORS

Richard W. Corneille
Clare Henry Day

Bob Glaubig
John Longville

David E. Raley
Melody McDonald
Manuel Aranda, Jr.

GENERAL
MANAGER

Daniel B. Cozad

FISCAL IMPACT

The costs of the cell are not included in the Approved 2013-14 budget. The anticipated costs for the options are shown in the table below.

Option	Cost	Comments
1. Relinquish Cell	\$0	No future access to cross
2 A. City to install minimum infrastructure for future pipe installation	\$0 Current cost Future cost would be \$24,500 minus federal project share	Future access at actual cost, minus federal share, higher than installing the line now, but lowest current cost.
2. B. Minimum infrastructure for future installation in Cell	\$24,500	Higher cost to install pipe in the future
3. Install 12 inch welded steel pipe in the cell at time of Construction	\$83,200	Connection to the pipe would be the only cost
4. Install maximum pipe size 16 inch in the call at time of construction	\$105,000	Maximum flexibility and capacity, Connection to the pipe would be the only cost

All options are a significant commitment of funds to unidentified future infrastructure needs. The costs are lower than when first presented to the District.



SAN BERNARDINO VALLEY WATER CONSERVATION DISTRICT

Established 1932

1630 West Redlands Boulevard, Suite A
Redlands, CA 92373-8032
(909) 793-2503
Fax: (909) 793-0188

Email: info@sbvwcd.dst.ca.us
www.sbvwcd.dst.ca.us

Memorandum No. 1193

To: Board of Directors

From: General Manager, Daniel Cozad

Date: August 7, 2013

Subject: ACWA Region 9 Ballot

RECOMMENDATION

Vote for the slate or individual recommended on ballot included in package for ACWA Region 9 Board for the term of 2014-2015.

BACKGROUND

The District is a member agency of ACWA Region 9 and is entitled to cast one vote for the two year term, 2014-2015. Region 9 board members are elected to represent the issues, concerns and needs of the District's region. The ballot is attached with a complete listing of slate and individuals who would like to be selected for this board.

The deadline for submission of electronic ballot is September 30, 2013.

FISCAL IMPACT

There is no fiscal impact.

BOARD
OF
DIRECTORS

Richard W. Corneille
Clare Henry Day

Bob Glaubig
John Longville

David E. Raley
Melody McDonald
Manuel Aranda, Jr.

GENERAL
MANAGER

Daniel B. Cozad

OFFICIAL

REGION 9 Board Ballot

2014-2015
TERM



**Association
of California
Water Agencies**
Since 1910
Leadership • Advocacy
Information • Service

Please return completed ballot
by September 30, 2013

E-mail: anat@acwa.com
Mail: ACWA
910 K Street, Suite 100
Sacramento, CA 95814

General Voting Instructions:

- 1 You may either vote for the slate recommended by the Region 9 Nominating Committee or vote for individual region board members. Please mark the appropriate box to indicate your decision.
- 2 Please complete your agency information. The authorized representative is determined by your agency in accordance with your agency's policies and procedures.

Region 9 Rules & Regulations:

The chair and vice chair shall be elected one from each area and the positions shall be rotated between the Western and Arid areas of Region 9.

1

Nominating Committee's Recommended Slate

- I concur with the Region 9 Nominating Committee's recommended slate below.

Chair:

- **West – Harvey Ryan**, Elsinore Valley Municipal Water District

Vice Chair:

- **Arid – Craig Ewing**, Desert Water Agency

Board Members:

- **West – Joe Kuebler**, Eastern Municipal Water District
- **West – Mary Ann Melleby**, San Geronio Pass Water Agency
- **Arid – Ed Pack**, Coachella Valley Water District
- **West – Kathy Tiegs**, Cucamonga Valley Water District
- **Arid – Jim Ventura**, Mojave Water Agency

OR

Individual Board Candidate Nominations

- I do not concur with the Region 9 Nominating Committee's recommended slate. I will vote for individual candidates below as indicated.

Candidates for Chair: (Choose one)

- West – Harvey Ryan**, Elsinore Valley Municipal Water District

Candidates for Vice Chair: (Choose one)

- Arid – Craig Ewing**, Desert Water Agency

Candidates for Board Members: (Max of 5 choices)

- West – Harvey Ryan**, Elsinore Valley Municipal Water District
- West – Joe Kuebler**, Eastern Municipal Water District
- West – Mary Ann Melleby**, San Geronio Pass Water Agency
- West – James Morales**, East Valley Water District
- Arid – Ed Pack**, Coachella Valley Water District
- West – Kathy Tiegs**, Cucamonga Valley Water District
- Arid – Jim Ventura**, Mojave Water Agency

2

AGENCY NAME

AUTHORIZED REPRESENTATIVE

DATE



General Manager's Report

For July 6, 2013 through August 2, 2013

Daniel B. Cozad

The following report summarizes the efforts and activities during the reporting period.

- 1. Water Conservation** – Water recharge is dry, historic lows in flow from Santa Ana River Canyon were interrupted by brief rain storms in later July. Staff is performing maintenance on the Mentone Shop for termite damage and on the canal in Mill Creek.
- 2. Personnel/Administration/Staff** – Staff welcomed Jeff Beehler aboard and rearranged to provide computer, space and etc. We enjoy having him here and already have overwhelmed him with everything Wash Plan.
- 3. Finance/Budget/Audit** – Staff worked with RAMS and the District Auditor to complete annual closeout, audit field work and Ad Hoc Audit Committee meeting. Staff updated the audit transmittal letter with significant projects and risks as additions for this year. Also, as part of closeout staff was able to fully implement accounting for Enterprise overhead, depreciation and to record reserve amounts in accordance with District policy. As a result staff also audited overhead rates and will have recommendations for the Audit and Administrative Committees' next meetings.
- 4. Facilities Maintenance/Aggregate Management** – Munoz Construction completes their project in August and has been reducing the equipment and the amount of sand taken from Mill Creek for City of Redlands. Coordinated with SBVMWD for execution of the Access Permit to store rock for the City Creek Project in the Borrow Pit. Coordinated with CEMEX on proposed changes to their operations and performance of a royalty market evaluation. Coordinated with Upland Rock on material processing licenses and performed audit testing of material sales. Coordinated and authorized EVWD to move additional rock to the District land. This material is excess to the backfill needs for the utilities for their new headquarters. The District is also providing them backfill materials from excess District fill.
- 5. Wash Plan** – Staff held one Wash Plan Task Force meeting on July 16, 2013. Many pre meetings and coordination meetings were held including meetings with County Flood Control, SBVMWD, City of Highland, City of Redlands and others. Also held meetings with USFWS and stakeholders to revise and finalize the Covered Activities for all parties. Staff and consultants revised management and mitigation costs with USFWS and stakeholders. Next Task Force meeting is scheduled for September. Coordinated with BLM for MOU and coordinated activities agreement. Met with consultants to rework proposals for restart if approved by task force members and the District. The Plunge Creek Project is currently dormant awaiting a funding decision by DWR. This decision is expected in October or November 2013. Work after that date will be reimbursable and work initiated after that time. The project will be reviewed by CDFW for permitting needs.

6. **East Branch Extension** – Continued coordination with DWR, contractors and SBVMWD on field changes, new plans and material needs. EBX-2 contractor continues to excavate and place pipe in Santa Ana working across the River.
7. **Collaborative Enhanced Recharge Project** – Staff with District equipment implementing maintenance work in support of contractor’s efforts to keep 60 CFS flowing to basins. Significant coordination and cooperation on permitting and environmental habitat issues now related to the Wash Plan. Successful meetings with USFWS and SBVMWD on including their efforts in the Wash Plan. Engineering design review for diversion structure and sediment basin and initial canal design ongoing for final design.
8. **Property/Redlands Plaza** – Working with Hello Sushi on lease renewal and issues related to sale of business to management. Expected to be completed soon. Still seeking tenants for two units. Considering identifying internal staff or consultants to review and revise landscaping for the building.
9. **Public Outreach and Legislative** – Coordinated meetings with partners related to Wash Plan, EVWD headquarters, Plunge Creek, Enhanced Recharge, Parshall Flume measurement and other water management and groundwater issues. Continued coordination with staff at cities and districts for projects and Wash Plan HCP.
10. **Current Board Action Implementation** – Staff prepared materials and data requested for the audit, also created and updated information the Wash Plan, including a draft staff report budget/allocation and other materials that would be needed. Staff coordinated with CSDA on several issues.
11. **Computer and IS** – Contracted web management system implementation initial transfer is complete working on file transfer for documents. Staff is working to review, make changes and update to the website and transition in August 2013.
12. **Future Board Activities** – Expected short term items for consideration
 - a. Wash Plan Phase 3 Consideration
 - b. Audit presentation in September
 - c. Wash Plan Task Force in September
13. **District Successes**
 - a. District welcomes Katelyn Scholte the District’s newest Engineering Intern.

San Bernardino Valley Water Conservation District



Monthly Recharge Report

From: 7/1/2013
To: 7/31/2013

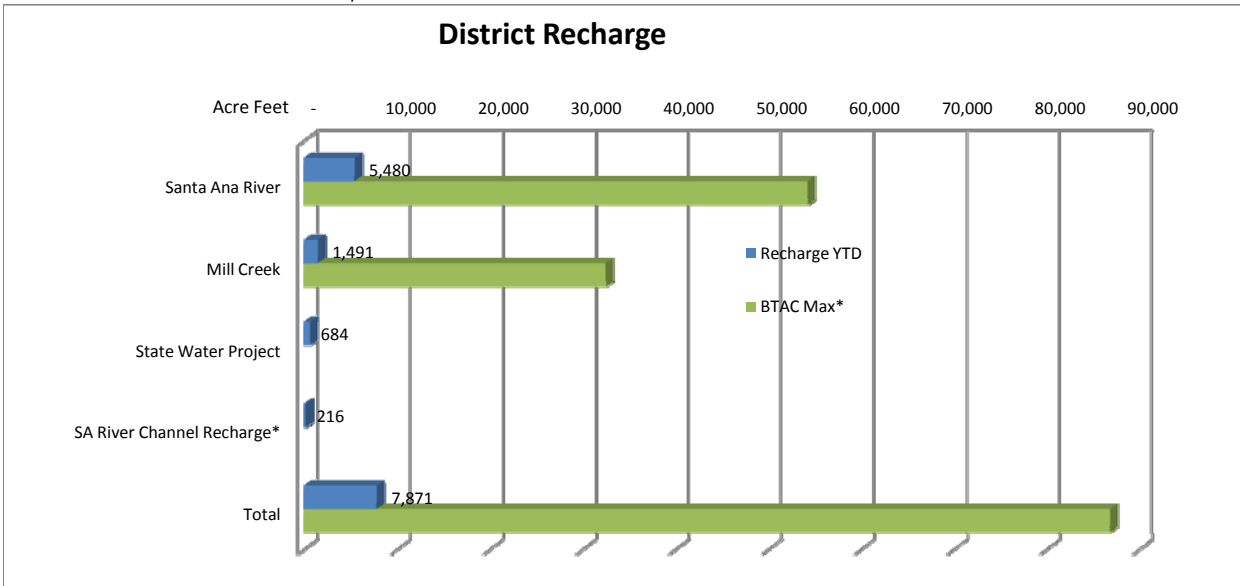
July					
	Avg Daily Recharge	Monthly Recharge	Recharge YTD	BTAC Max*	% Max
Santa Ana River	6.1	189	5,480	54,375	10%
Mill Creek	0.7	22	1,491	32,625	5%
State Water Project	0.0	0	684	NA	NA
In River Channel Recharge**	0.0	0	216	NA	NA
Total	7	211	7,871	87,000	9%

Values in Acre Feet

*BTAC Revised Max in October 2012

**Monitoring began in Mid-April 2011

*** All Values Based on Water Year Oct-Sep 2013



REQUEST FOR APPROVAL FOR **MANNY ARANDA**
TRAVEL AND EXPENSES COST ESTIMATE TO ATTEND
2013 CSDA Annual Conference

Registration	\$	525.00	
Hotel	\$	395.70	Includes Taxes/Fees
Mileage	\$	428.27	
Per Diem	\$	788.00	1 Travel day/ 3 Conference Days
Meals	\$	180.00	
Total	\$	2,316.97	